



## TECHNICAL GUIDE

### SPLIT-SYSTEM HEAT PUMPS

13 SEER – R-410A

**MODELS:  
CHJD18 THRU 60  
(1.5 THRU 5 NOMINAL TONS, 1 PHASE)**



Due to continuous product improvement, specifications are subject to change without notice.

Visit us on the web at [www.york.com](http://www.york.com)

Additional rating information can be found at [www.ahridirectory.org](http://www.ahridirectory.org)

## DESCRIPTION

The heat pump condensing unit is the outdoor part of a versatile system of heating and air conditioning. It is designed to be custom-matched with one of UPG's complete line of evaporator sections, with each serving a specific function. Matching Air Handlers are available for upflow, downflow, or horizontal applications to provide a complete system. Electric Heaters are available, if required. Add-on coils are available for use with upflow, downflow, or horizontal furnaces and air handlers.

## WARRANTY

### Single Phase Units:

5-year limited parts warranty.

10-year limited compressor warranty.

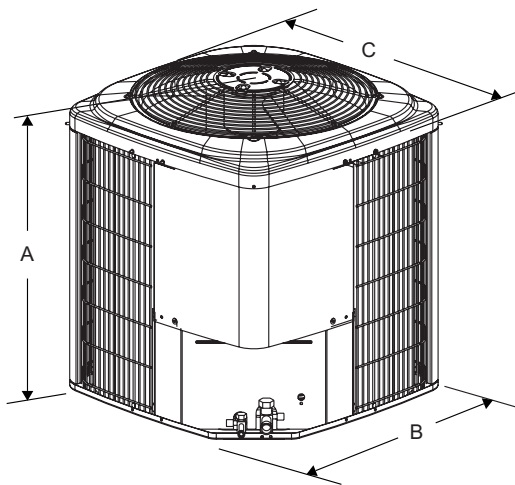
## FEATURES

- **QUALITY CONDENSER COILS** - The coil is constructed of copper tubing and enhanced aluminum fins for increased efficiency and corrosion protection.
- **PROTECTED COMPRESSOR** - The compressor is internally protected against high pressure, temperature, and externally by a factory installed high pressure switch. This is accomplished by the simultaneous operation of high pressure relief valve and a temperature sensor which protects the compressor if undesirable operating conditions occur. A liquid line filter-drier further protects the compressor.
- **DURABLE FINISH** - The cabinet is made of pre-painted steel. The pre-treated galvanized steel provides a better paint to steel bond, which resists corrosion and rust creep. Special primer formulas and matted-textured finish insure less fading when exposed to sunlight.
- **LOWER INSTALLED COST** - Installation time and costs are reduced by easy power and control wiring connections. Available in sweat connect models only. The unit contains enough refrigerant for matching indoor coils and 15 feet of interconnecting piping. The small base dimension means less space is required on the ground or roof.
- **TOP DISCHARGE** - The warm air from the top mounted fan is blown up away from the structure and any landscaping. This allows compact location on multi-unit applications.
- **LOW OPERATING SOUND LEVEL** - The upward air flow carries the normal operating noise away from the living area. The rigid top panel effectively isolates any motor sound. Isolator mounted compressor and the rippled fins of the condenser coil muffle the normal fan motor and compressor operating sounds.
- **LOW MAINTENANCE** - Long life permanently lubricated motor-bearings need no annual servicing.
- **EASY SERVICE ACCESS** - Fully exposed refrigerant connections, and a single panel covering the electrical controls make for easy servicing of the unit.
- **SECURED SERVICE VALVES** - Secured re-usable service valves are provided on both the liquid and vapor sweat connections for ease of evacuating and charging.
- **U.L. and C.U.L. listed** - approved for outdoor application.
- **Agency Listed** - U.L. and C.U.L. listed - approved for outdoor application. The unit is certified in accordance with the Unitary Small Equipment certification program, which is based on ARI Standard 210/240.

## Physical and Electrical Data

MODEL		CHJD18 S41S1	CHJD24 S41S1	CHJD30 S41S1	CHJD36 S41S1	CHJD42 S41S1	CHJD48 S41S1	CHJD60 S41S1
Unit Supply Voltage		208-230V, 1 $\phi$ , 60Hz						
Normal Voltage Range <sup>1</sup>		187 to 252						
Minimum Circuit Ampacity		9.6	12.0	15.4	19.6	28.6	30.9	37.4
Max. Overcurrent Device Amps <sup>2</sup>		15	20	25	30	50	50	60
Min. Overcurrent Device Amps <sup>3</sup>		15	15	20	20	30	35	40
Compressor Type		Recip	Recip	Recip	Recip	Scroll	Scroll	Scroll
Compressor Amps	Rated Load	7.12	8.9	11.65	14.72	21.76	23.61	28.79
	Locked Rotor	47.0	48.0	60.0	83.0	105.0	150.0	150
Crankcase Heater		Yes	Yes	Yes	Yes	No	No	No
Fan Motor Amps	Rated Load	0.70	0.80	0.80	1.5	1.5	1.5	1.5
Fan Diameter Inches		24	24	24	24	24	24	24
Fan Motor	Rated HP	1/10	1/8	1/8	1/4	1/4	1/4	1/4
	Nominal RPM	825	1075	1075	850	850	850	850
	Nominal CFM	2200	2900	3100	3800	3200	3000	3000
Coil	Face Area Sq. Ft.	15.7	18.3	21.0	23.58	23.58	23.58	23.58
	Rows Deep	1	1	1	1	1	2	2
	Fin / Inches	22	22	22	22	22	18	18
Liquid Line Set OD (Field Installed)		3/8	3/8	3/8	3/8	3/8	3/8	3/8
Vapor Line Set OD (Field Installed)		3/4	3/4	3/4	3/4	7/8	7/8	7/8
Unit Charge (Lbs. - Oz.) <sup>4</sup>		6 - 5	8 - 7	9 - 12	9 - 15	9 - 12	13 - 9	13 - 6
Charge Per Foot, Oz.		.62	.62	.62	.62	.67	.67	.67
Operating Weight Lbs.		172	184	196	208	208	275	280

1. Rated in accordance with ARI Standard 110, utilization range "A".
2. Dual element fuses or HACR circuit breaker. Maximum allowable overcurrent protection.
3. Dual element fuses or HACR circuit breaker. Minimum recommended overcurrent protection.
4. The Unit Charge is correct for the outdoor unit, matched indoor coil and 15 feet of refrigerant tubing. For tubing lengths other than 15 feet, add or subtract the amount of refrigerant, using the difference in length multiplied by the per foot value.



All dimensions are in inches. They are subject to change without notice. Certified dimensions will be provided upon request.

Unit Model	Dimensions (Inches)			Refrigerant Connection Service Valve Size	
	A <sup>1</sup>	B	C	Liquid	Vapor
18	28	34	34	3/8"	3/4"
24	32	34	34		
30	36	34	34		
36	40	34	34		
42	40	34	34		
48	40	34	34	7/8"	
60	40	34	34		

1. Including Fan Guard.

Additional R-410A Charge / Orifice Size for Various Matched Systems							
Outdoor Unit	CHJD18 S41S1	CHJD24 S41S1	CHJD30 S41S1	CHJD36 S41S1	CHJD42 S41S1	CHJD48 S41S1	CHJD60 S41S1
Required Orifice or TXV <sup>1,2</sup>	1TVM0(901/4E1)	1TVM0(903/4G1)	1TVM0(903/4G1)	1TVM0(904/4H1)	1TVM0(904/4H1)	1TVM0(905/4J1)	1TVM0(906/4K1)
Factory Charge, lbs-oz	6 - 5	8 - 7	9 - 12	9 - 15	9 - 12	13 - 9	13 - 6
Indoor Coil <sup>3,4</sup>	Additional Charge, Oz						
FC/MC/PC/UC18AB	0	-	-	-	-	-	-
FC/MC/PC/UC24AB	+ 4	0	-	-	-	-	-
FC/MC/PC30AB	-	0	-	-	-	-	-
FC/MC/PC32A	-	0	0	-	-	-	-
FC/MC/PC35BC	-	0	0	-	-	-	-
FC/MC/PC37A	-	-	0	0	-	-	-
FC/MC/PC43BC	-	-	0	0	-	-	-
FC/MC/PC/UC48CD	-	-	-	+ 10	0	0	-
FC/MC/PC/UC60CD	-	-	-	-	0	0	-
FC/MC62D	-	-	-	-	-	+ 12	0
HC18A	+ 1	-	-	-	-	-	-
HC30A	+ 10	0	-	-	-	-	-
HC36B	-	0	0	-	-	-	-
HC42	-	-	0	0	0	-	-
HC60	-	-	-	-	0	0	-
HD24	+ 14	-	-	-	-	-	-
HD36	-	+ 2	-	-	-	-	-
HD48	-	-	+ 8	+ 8	-	-	-
HD60	-	-	-	-	0	+ 7	-
AHP18	0	-	-	-	-	-	-
AHP30	-	0	-	-	-	-	-
AHP36	-	-	0	0	-	-	-
AHP/SHP48	-	-	-	-	0	0	-
AHP/SHP60	-	-	-	-	-	0	-
AV24	+ 3	0	-	-	-	-	-
AV36	-	6	0	0	-	-	-
AV/SV48	-	-	-	-	0	0	-
AV/SV60	-	-	-	-	-	0	-
F4FP24 <span style="border: 1px solid black; padding: 1px;">See Caution below</span>	0	-	-	-	-	-	-
F4FP30 <span style="border: 1px solid black; padding: 1px;">See Caution below</span>	-	0	-	-	-	-	-
F4FP40 <span style="border: 1px solid black; padding: 1px;">See Caution below</span>	-	-	0	-	-	-	-
F4FP45 <span style="border: 1px solid black; padding: 1px;">See Caution below</span>	-	-	-	0	0	-	-
F5FP48 <span style="border: 1px solid black; padding: 1px;">See Caution below</span>	-	-	-	-	0	0	-
F4FV60 <span style="border: 1px solid black; padding: 1px;">See Caution below</span>	-	-	-	-	-	0	-
F5FP60 <span style="border: 1px solid black; padding: 1px;">See Caution below</span>	-	-	-	-	-	0	-

**FOOTNOTES:**

- For applications requiring a TXV use 1TVM900 series kit.
- Approved orifice shipped with outdoor unit.
- Systems matched with furnace or air handlers not equipped with blower-off delays may require blower Time Delay Kit 2FD06700224.
- PC coils cannot be used in downflow or horizontal applications. FC coils cannot be used in horizontal applications.

**PROCEDURES:**

- Unit factory charge listed on the unit nameplate includes refrigerant for the condenser, the smallest evaporator and 15 feet of interconnecting line tubing.
- Verify the TXV or orifice and additional charge required for specific evaporator coil in the system using the above table.
- Additional charge for the amount of interconnecting line tubing greater than 15 feet at the rate specified in Physical and Electrical Data Table.
- For TXV match charge weight needs to be weighed in for specific coil match and lineset length.
- Permanently mark the unit nameplate with the total system charge. Total System Charge = Base Charge (as shipped) + adder for evaporator + adder for line set.

 **CAUTION**

*F\*FP Air Handlers come with a factory installed R-22 TXV which **MUST BE CHANGED OUT** to R-410A TXV or an orifice for proper operation. If the TXV is not changed out system damage will occur.*

**COOLING CAPACITY - With Air Handler Coils**

UNIT MODEL	AIR HANDLER		COIL MODEL <sup>1</sup>	COOLING				
	MODEL	W		RATED CFM	NET MBH		SEER	EER
					TOTAL	SENS.		
<b>13 SEER HP WITH MA</b>								
CHJD18S41S1	MA08B	17	FC/MC/PC18B	600	17.0	12.6	13.00	11.00
	MA08B	17	FC/MC/PC24B	600	17.0	12.9	13.50	11.00
CHJD24S41S1	MA08B	17	FC/MC/PC24B	800	23.0	17.1	13.00	11.00
	MA08B	17	FC/MC/PC30B	800	23.0	17.2	13.00	11.00
	MA08B	17	FC/MC/PC35B	800	23.0	17.5	13.00	11.00
CHJD30S41S1	MA12B	17	FC/MC/PC35B	1000	29.0	23.2	13.00	11.00
	MA12B	17	FC/MC/PC43B	1000	29.0	23.4	13.00	11.00
CHJD36S41S1	MA12B	17	FC/MC/PC43B	1200	35.0	26.8	13.00	11.00
	MA14D	24	FC/MC/PC48D	1200	35.0	27.0	13.00	11.00
CHJD42S41S1	MA14D	24	FC/MC/PC48D	1400	41.5	31.4	13.00	11.00
	MA16C	21	FC/MC/PC48C	1400	41.5	31.4	13.00	11.00
	MA14D	24	FC/MC/PC60D	1400	41.0	31.2	13.00	11.00
	MA16C	21	FC/MC/PC60C	1400	41.0	31.2	13.00	11.00
CHJD48S41S1	MA16C	21	FC/MC/PC48C	1600	47.0	35.2	13.00	11.00
	MA20D	24	FC/MC/PC48D	1600	47.0	35.2	13.00	11.00
	MA16C	21	FC/MC/PC60C	1600	47.0	35.6	13.00	11.00
	MA20D	24	FC/MC/PC60D	1600	47.0	35.6	13.00	11.00
	MA20D	24	MC62D	1600	47.0	35.6	13.00	11.00
CHJD60S41S1	MA20D	24	MC62D	1800	54.0	42.5	13.00	11.00
<b>13 SEER HP WITH MV - VARIABLE SPEED</b>								
CHJD18S41S1	MV12B	17	FC/MC/PC18B	600	17.0	12.9	14.00	12.00
	MV12B	17	FC/MC/PC24B	600	17.0	13.2	14.00	12.00
CHJD24S41S1	MV12B	17	FC/MC/PC24B	800	23.0	17.6	14.00	12.00
	MV12B	17	FC/MC/PC30B	800	23.0	17.6	14.00	12.00
	MV12B	17	FC/MC/PC35B	800	23.0	17.9	14.00	12.00
CHJD30S41S1	MV16C	21	FC/MC/PC35C	800	23.0	17.9	14.00	12.00
	MV12B	17	FC/MC/PC35B	1000	29.0	23.6	14.00	12.00
	MV16C	21	FC/MC/PC35C	1000	29.0	23.6	14.00	12.00
CHJD36S41S1	MV12B	17	FC/MC/PC43B	1000	29.0	23.8	14.00	12.00
	MV16C	21	FC/MC/PC43C	1000	29.0	24.0	14.00	12.00
	MV12B	17	FC/MC/PC43B	1200	35.0	27.0	13.50	11.50
	MV16C	21	FC/MC/PC43C	1200	35.0	27.2	13.50	11.50
CHJD42S41S1	MV12D	24	FC/MC/PC48D	1150	35.0	26.8	13.50	11.50
	MV16C	21	FC/MC/PC48C	1200	35.0	27.4	13.50	11.50
	MV20D	24	FC/MC/PC48D	1200	35.0	27.4	13.50	11.50
	MV16C	21	FC/MC/PC48C	1400	42.0	31.8	14.00	12.00
	MV20D	24	FC/MC/PC48D	1400	42.0	32.0	14.00	12.00
CHJD48S41S1	MV20D	24	FC/MC/PC60D	1400	41.5	31.8	14.00	12.00
	MV16C	21	FC/MC/PC48C	1600	47.5	35.6	14.00	11.80
	MV20D	24	FC/MC/PC48D	1600	47.5	35.6	14.00	11.80
	MV20D	24	FC/MC/PC60D	1600	47.5	36.0	14.00	11.80
CHJD60S41S1	MV20D	24	MC62D	1600	47.5	36.0	14.00	12.00
CHJD60S41S1	MV20D	24	MC62D	1800	54.5	43.0	13.50	11.60

For Notes See Page 5.

**COOLING CAPACITY - With Air Handler Coils (Continued)**

UNIT MODEL	AIR HANDLER		COIL MODEL <sup>1</sup>	COOLING				
	MODEL	W		RATED CFM	NET MBH		SEER	EER
					TOTAL	SENS.		
<b>13 SEER HP WITH AV / SV / F*FV - VARIABLE SPEED</b>								
CHJD18S41S1	AV24	17	—	550	17.0	13.0	14.00	12.00
CHJD24S41S1	AV24	17	—	750	23.0	17.2	14.00	12.00
	AV36	21	—	750	23.0	18.0	14.00	12.00
CHJD30S41S1	AV36	21	—	1000	29.0	24.4	14.00	12.00
CHJD36S41S1	AV36	21	—	1250	35.0	28.0	13.50	11.50
CHJD42S41S1	AV/SV48	24	—	1400	41.5	32.0	14.00	12.00
CHJD48S41S1	AV/SV48	24	—	1600	47.5	36.2	14.00	11.80
	AV/SV60	24	—	1650	47.5	36.6	14.00	11.80
	F4FV060	24	—	1600	47.5	36.2	14.00	11.80
<b>13 SEER HP WITH AHP / SHP / F*FP</b>								
CHJD18S41S1	AHP18	17	—	600	17.0	12.7	13.00	11.00
	F4FP024	17	—	600	17.0	12.6	13.00	11.00
CHJD24S41S1	AHP30	17	—	800	23.0	17.2	13.00	11.00
	F4FP030	17	—	800	23.0	16.9	13.00	11.00
CHJD30S41S1	AHP36	21	—	1000	29.0	23.2	13.00	11.00
	F4FP040	21	—	1000	29.0	22.6	13.00	11.00
CHJD36S41S1	AHP36	21	—	1200	35.0	26.8	13.00	11.00
	F4FP045	24	—	1200	35.0	26.8	13.00	11.00
CHJD42S41S1	AHP/SHP48	21	—	1400	41.5	31.4	13.00	11.00
	F4FP045	24	—	1400	41.0	31.2	13.00	11.00
	F5FP048	24	—	1450	41.0	32.6	13.00	11.00
CHJD48S41S1	AHP/SHP60	24	—	1600	47.0	36.0	14.00	11.50
	F5FP048	24	—	1700	47.5	36.6	14.00	11.50
	F5FP060	24	—	1700	47.5	36.8	14.00	11.50

Rated in accordance with DOE test procedures (Federal Register 12-27-79 and 3-18-88) and ARI Standards 210.

Cooling MBH based on 80°F entering air temperature, 50% RH, and rated air flow.

EER (Energy Efficiency Ratio) is the total cooling output in BTU's at 95°F outdoor ambient divided by the total electric power in watt-hours at those conditions.

SEER (Seasonal Energy Efficiency Ratio) is the total cooling output in BTU's during a normal annual usage period for cooling divided by the total electric power input in watt-hours during the same period.

1. MC coils available with a factory installed horizontal drain pan. See price pages for specific model number.

— = Not applicable.

**COOLING CAPACITY - Upflow, Downflow & Horizontal Furnaces and Coils**

UNIT MODEL	FURNACE**		COIL MODEL	COOLING				
	CFM RANGE (Min.-max.)	W		RATED CFM	NET MBH		SEER <sup>1</sup>	EER
					TOTAL	SENS.		
CHJD18S41S1	450 - 750	14,17	FC/MC/PC18	600	17.0	12.6	13.00	11.00
	450 - 750	14,17	FC/MC/PC24	600	17.0	12.9	13.50	11.00
	450 - 750	14	HC18	600	17.0	12.6	13.00	11.00
	450 - 750	14	HC30	600	17.0	12.8	13.00	11.00
	450 - 750	14	HD24	600	17.0	13.0	13.50	11.00
CHJD24S41S1	600 - 1000	14,17	FC/MC/PC24	800	23.0	17.1	13.00	11.00
	600 - 1000	14,17	FC/MC/PC30	800	23.0	17.2	13.00	11.00
	600 - 1000	14	FC/MC/PC32	800	23.0	17.5	13.00	11.00
	600 - 1000	17,21	FC/MC/PC35	800	23.0	17.5	13.00	11.00
	600 - 1000	14	HC30	800	23.0	17.2	13.00	11.00
	600 - 1000	17	HC36	800	23.0	17.5	13.00	11.00
CHJD30S41S1	600 - 1000	14,17	HD36	800	23.0	16.4	13.00	11.00
	800 - 1200	14	FC/MC/PC32	1000	29.0	23.2	13.00	11.00
	800 - 1200	17,21	FC/MC/PC35	1000	29.0	23.2	13.00	11.00
	800 - 1200	14	FC/MC/PC37	1000	29.0	23.4	13.00	11.00
	800 - 1200	17,21	FC/MC/PC43	1000	29.0	23.4	13.00	11.00
	800 - 1200	17	HC36	1000	29.0	23.2	13.00	11.00
	800 - 1200	21	HC42	1000	29.0	23.4	13.00	11.00
CHJD36S41S1	800 - 1200	21,24	HD48	1000	29.0	23.4	13.00	11.00
	1000 - 1400	14	FC/MC/PC37	1200	35.0	26.6	13.00	11.00
	1000 - 1400	17,21	FC/MC/PC43	1200	35.0	26.8	13.00	11.00
	1000 - 1400	21,24	FC/MC/PC48	1200	35.0	27.0	13.00	11.00
	1000 - 1400	21	HC42	1200	35.0	26.8	13.00	11.00
CHJD42S41S1	1000 - 1400	21,24	HD48	1200	35.0	26.8	13.00	11.00
	1200 - 1600	21,24	FC/MC/PC48	1400	41.5	31.4	13.00	11.00
	1200 - 1600	21,24	FC/MC/PC60	1400	41.0	31.2	13.00	11.00
	1200 - 1600	21	HC42	1400	41.0	31.2	13.00	11.00
	1200 - 1600	24	HC60	1400	41.0	31.2	13.00	11.00
CHJD48S41S1	1200 - 1600	21,24	HD60	1400	41.5	31.4	13.00	11.00
	1400 - 1800	21,24	FC/MC/PC48	1600	47.0	35.2	13.00	11.00
	1400 - 1800	21,24	FC/MC/PC60	1600	47.0	35.6	13.00	11.00
	1400 - 1800	24	HC60	1600	47.0	35.6	13.00	11.00
	1400 - 1800	21,24	HD60	1600	47.0	35.4	13.00	11.00
CHJD60S41S1	1400 - 1800	21,24	MC62	1600	47.0	35.6	13.00	11.00
CHJD60S41S1	1600 - 2000	21,24	MC62	1800	54.0	42.5	13.00	11.00

1. Requires a 2FD06700224 Blower Time Delay unless a standard furnace is equipped with one.

\*\* Refer to Quick Selection Chart for specific furnace match-up.

## COOLING CAPACITY - CHJD18S41S1 With Variable Speed Furnaces

VARIABLE SPEED FURNACE MODEL	COIL MODEL <sup>1</sup>	W	COOLING				
			RATED CFM	Net MBH		SEER	EER
				TOTAL	SENS.		
<b>13 SEER HP WITH VARIABLE SPEED FURNACES<sup>2</sup></b>							
(F,L)C8(C,V)*A12	FC/MC/PC18A	14	600	17.0	12.9	14.00	12.00
FC9V*A12	FC/MC/PC18A	14	600	17.0	12.9	14.00	12.00
FC9(C,V)*B12	FC/MC/PC18B	17	600	17.0	12.9	14.00	12.00
(F,L)C8(C,V)*B16	FC/MC/PC/UC18B	17	600	17.0	12.9	14.00	12.00
(F,L)C8(C,V)*A12	FC/MC/PC24A	14	600	17.0	13.2	14.00	12.00
FC9V*A12	FC/MC/PC24A	14	600	17.0	13.2	14.00	12.00
FC9(C,V)*B12	FC/MC/PC24B	17	600	17.0	13.2	14.00	12.00
(F,L)C8(C,V)*B16	FC/MC/PC/UC24B	17	600	17.0	13.2	14.00	12.00
(F,L)C8(C,V)*A12	HC18A	14	600	17.0	12.9	14.00	12.00
FC9V*A12	HC18A	14	600	17.0	12.9	14.00	12.00
(F,L)C8(C,V)*A12	HC30A	14	600	17.0	13.2	14.00	12.00
FC9V*A12	HC30A	14	600	17.0	13.1	14.00	12.00
(F,L)C8(C,V)*A12	HD24A	14	600	17.0	13.3	14.00	12.00
FC9V*A12	HD24A	14	600	17.0	13.3	14.00	12.00
FC9(C,V)*B12	HD24	17	600	17.0	13.3	14.00	12.00
(F,L)C8(C,V)*B16	HD24	17	600	17.0	13.3	14.00	12.00
C*(8,L)C*A12	FC/MC/PC18A	14	620	17.6	12.3	14.50	12.30
C*(8,L)C*B12	FC/MC/PC18B	17	580	17.4	11.9	14.40	12.20
C*9C*B12	FC/MC/PC18B	17	610	17.6	12.2	14.60	12.40
C*(8,L)C*A12	FC/MC/PC24A	14	640	18.0	12.7	14.80	12.50
C*(8,L)C*B12	FC/MC/PC24B	17	575	17.8	12.2	14.90	12.60
C*9C*B12	FC/MC/PC24B	17	610	18.0	12.7	14.90	12.60
C*(8,L)C*A12	FC/MC/PC30A	14	640	18.0	12.7	14.80	12.50
C*(8,L)C*B12	FC/MC/PC30B	17	575	17.8	12.2	14.90	12.60
C*9C*B12	FC/MC/PC30B	17	610	18.0	12.7	14.90	12.60
C*(8,L)C*A12	HC18	14	620	17.6	12.3	14.50	12.30
C*(8,L)C*A12	HC30	14	590	17.6	12.2	14.40	12.20
C*(8,L)C*A12	HD24	14	640	18.0	12.6	14.90	12.60
C*(8,L)C*B12	HD24	17	575	17.9	12.2	14.90	12.60
C*9C*B12	HD24	17	610	18.0	12.6	15.00	12.70
C*(8,L)C*A12	UC18A	14	620	17.6	12.4	14.60	12.30
C*(8,L)C*B12	UC18B	17	580	17.5	12.0	14.60	12.30
C*9C*B12	UC18B	17	610	17.7	12.3	14.80	12.40
C*(8,L)C*A12	UC24A	14	640	18.0	12.8	14.80	12.50
C*(8,L)C*B12	UC24B	17	575	17.8	12.3	14.90	12.60
C*9C*B12	UC24B	17	610	18.0	12.8	14.90	12.60
C*(8,L)C*A12	UC30A	14	640	18.0	12.8	14.80	12.50
C*(8,L)C*B12	UC30B	17	575	17.8	12.3	15.00	12.60
C*9C*B12	UC30B	17	610	18.0	12.8	15.00	12.60
G*9V*A12	FC/MC/PC18A	14	625	17.5	12.2	14.20	12.00
G*9V*B12	FC/MC/PC18B	17	610	17.6	12.2	14.60	12.40
G*9V*A12	FC/MC/PC24A	14	625	17.7	12.5	14.50	12.10
G*9V*B12	FC/MC/PC24B	17	610	18.0	12.7	14.90	12.60
G*9V*A12	FC/MC/PC30A	14	625	17.7	12.5	14.50	12.10
G*9V*B12	FC/MC/PC30B	17	610	18.0	12.7	14.90	12.60
G*9V*A12	HC18	14	625	17.5	12.2	14.20	12.00
G*9V*A12	HD24	14	625	18.0	12.5	14.60	12.30
G*9V*B12	HD24	17	610	18.0	12.6	15.00	12.70
G*9V*A12	UC18A	14	625	17.7	12.4	14.30	12.10
G*9V*B12	UC18B	17	610	17.7	12.3	14.80	12.40
G*9V*A12	UC24A	14	625	18.0	12.7	14.60	12.30
G*9V*B12	UC24B	17	610	18.0	12.8	14.90	12.60
G*9V*A12	UC30A	14	625	18.0	12.7	14.60	12.30
G*9V*B12	UC30B	17	610	18.0	12.8	15.00	12.60

1. MC coils available with a factory installed horizontal drain pan. See price pages for specific model number.
2. Variable speed furnaces have B.O.D (Blower on Delay) standard.

**COOLING CAPACITY - CHJD24S41S1 With Variable Speed Furnaces**

VARIABLE SPEED FURNACE MODEL	COIL MODEL <sup>1</sup>	W	COOLING				
			RATED CFM	Net MBH		SEER	EER
				TOTAL	SENS.		
<b>13 SEER HP WITH VARIABLE SPEED FURNACES<sup>2</sup></b>							
(F,L)C8(C,V)*A12	FC/MC/PC24A	14	750	23.0	17.1	14.00	12.00
FC9V*A12	FC/MC/PC24A	14	800	23.0	17.4	14.00	12.00
FC9(C,V)*B12	FC/MC/PC24B	17	800	23.0	17.5	14.00	12.00
(F,L)C8(C,V)*A12	FC/MC/PC30A	14	750	23.0	17.2	14.00	12.00
FC9V*A12	FC/MC/PC30A	14	800	23.0	17.5	14.00	12.00
FC9(C,V)*B12	FC/MC/PC30B	17	800	23.0	17.5	14.00	12.00
(F,L)C8(C,V)*A12	FC/MC/PC32A	14	750	23.0	17.4	14.00	12.00
FC9V*A12	FC/MC/PC32A	14	800	23.0	17.7	14.00	12.00
FC9(C,V)*B12	FC/MC/PC35B	17	800	23.0	17.8	14.00	12.00
FC9(C,V)*C16	FC/MC/PC35C	21	850	23.0	18.6	14.00	12.00
(F,L)C8(C,V)*A12	HC30A	14	750	23.0	17.2	14.00	12.00
FC9V*A12	HC30A	14	800	23.0	17.6	14.00	12.00
FC9(C,V)*B12	HC36B	17	800	23.0	17.8	14.00	12.00
(F,L)C8(C,V)*A12	HD36A	14	750	23.0	16.7	14.00	12.00
FC9V*A12	HD36A	14	800	23.0	16.8	14.00	12.00
FC9(C,V)*B12	HD36B	17	800	23.0	16.8	14.00	12.00
C*(8,L)C*A12	FC/MC/PC32A	14	775	23.4	16.2	14.10	12.50
C*(8,L)C*B12	FC/MC/PC35B	17	760	23.4	16.3	14.40	12.80
C*9C*B12	FC/MC/PC35B	17	815	23.6	16.6	14.10	12.60
C*(8,L)C*A12	FC/MC/PC37A	14	805	23.8	16.8	14.30	12.70
C*(8,L)C*B12	FC/MC/PC43B	17	760	23.6	16.4	14.50	12.90
C*9C*B12	FC/MC/PC43B	17	800	23.8	16.7	14.40	12.80
C*(8,L)C*B12	HC36	17	760	23.4	16.1	14.30	12.70
C*9C*B12	HC36	17	815	23.6	16.6	14.20	12.60
C*(8,L)C*A12	HD36	14	805	23.0	16.0	14.00	12.40
C*(8,L)C*B12	HD36	17	760	23.0	15.5	13.90	12.50
C*(8,L)C*C16	HD36	21	855	23.6	16.4	14.40	12.90
C*(8,L)C*C20	HD36	21	750	23.0	15.5	14.30	12.80
C*9C*B12	HD36	17	815	23.0	16.0	14.10	12.50
C*9C*C16	HD36	21	785	23.2	16.0	14.30	12.70
C*9C*C20	HD36	21	760	23.0	15.5	14.20	12.60
G*9V*A12	FC/MC/PC24A	14	800	23.2	16.2	14.00	12.30
G*9V*A12	FC/MC/PC30A	14	800	23.2	16.2	14.00	12.30
G*9V*A12	FC/MC/PC32A	14	800	23.4	16.3	13.80	12.20
G*9V*B12	FC/MC/PC35B	17	815	23.6	16.6	14.10	12.60
G*9V*A12	FC/MC/PC36A	14	800	23.4	16.3	14.00	12.50
G*9V*A12	FC/MC/PC37A	14	800	23.8	16.6	14.10	12.50
G*9V*B12	FC/MC/PC43B	17	800	23.8	16.7	14.40	12.80
G*9V*A12	HC30	14	800	23.0	16.1	13.80	12.20
G*9V*B12	HC36	17	815	23.6	16.6	14.20	12.60
G*9V*A12	HD36	14	800	23.2	15.7	13.70	12.30
G*9V*B12	HD36	17	815	23.0	16.0	14.10	12.50
G*9V*C16	HD36	21	785	23.2	16.0	14.30	12.70
G*9V*C20	HD36	21	760	23.0	15.5	14.20	12.60
G*9V*A12	UC24A	14	800	23.4	16.3	14.00	12.50
G*9V*A12	UC30A	14	800	23.4	16.3	14.00	12.50
G*9V*A12	UC36A	14	800	23.2	16.3	13.90	12.40

1. MC coils available with a factory installed horizontal drain pan. See price pages for specific model number.

2. Variable speed furnaces have B.O.D (Blower on Delay) standard.

**COOLING CAPACITY - CHJD30S41S1(H) With Variable Speed Furnaces**

VARIABLE SPEED FURNACE MODEL	COIL MODEL <sup>1</sup>	W	COOLING				
			RATED CFM	Net MBH		SEER	EER
				TOTAL	SENS.		
<b>13 SEER HP WITH VARIABLE SPEED FURNACES<sup>2</sup></b>							
(F,L)C8(C,V)*A12	FC/MC/PC32A	14	1000	29.0	23.4	14.00	12.00
FC9V*A12	FC/MC/PC32A	14	1000	29.0	23.4	13.50	12.00
(F,L)C8(C,V)*B16	FC/MC/PC35B	17	1050	29.0	24.4	14.00	12.00
(F,L)C8(C,V)*C16	FC/MC/PC35C	21	1000	29.0	23.6	14.00	12.00
(F,L)C8(C,V)*C20	FC/MC/PC35C	21	1100	29.0	25.0	14.00	12.00
FC9(C,V)*B12	FC/MC/PC35B	17	1000	29.0	23.6	14.00	12.00
FC9(C,V)*C16	FC/MC/PC35C	21	1000	29.0	23.6	14.00	12.00
FC9(C,V)*C20	FC/MC/PC35C	21	1050	29.0	23.4	13.50	12.00
(F,L)C8(C,V)*A12	FC/MC/PC37A	14	1000	29.0	23.8	13.50	12.00
FC9V*A12	FC/MC/PC37A	14	1000	29.0	23.6	13.50	12.00
(F,L)C8(C,V)*B16	FC/MC/PC43B	17	1050	29.0	24.6	14.00	12.00
(F,L)C8(C,V)*C16	FC/MC/PC43C	21	1000	29.0	24.0	14.00	12.00
(F,L)C8(C,V)*C20	FC/MC/PC43C	21	1100	29.0	25.6	14.00	12.00
FC9(C,V)*B12	FC/MC/PC43B	17	1000	29.0	23.8	14.00	12.00
FC9(C,V)*C16	FC/MC/PC43C	21	1000	29.0	23.8	14.00	12.00
FC9(C,V)*C20	FC/MC/PC43C	21	1050	29.0	23.8	14.00	12.00
(F,L)C8(C,V)*B16	HC36B	17	1050	29.0	24.2	14.00	12.00
FC9(C,V)*B12	HC36B	17	1000	29.0	23.6	14.00	12.00
(F,L)C8(C,V)*C16	HC42C	21	1000	29.0	24.0	14.00	12.00
(F,L)C8(C,V)*C20	HC42C	21	1100	29.0	25.6	14.00	12.00
FC9(C,V)*C16	HC42C	21	1000	29.0	23.8	14.00	12.00
FC9(C,V)*C20	HC42C	21	1050	29.0	23.8	14.00	12.00
(F,L)C8(C,V)*C16	HD48C	21	1000	29.0	24.0	14.00	12.00
(F,L)C8(C,V)*C20	HD48C	21	1100	29.0	25.4	14.00	12.00
FC9(C,V)*C16	HD48C	21	1000	29.0	23.8	14.00	12.00
FC9(C,V)*C20	HD48C	21	1050	29.0	23.8	14.00	12.00
FC9(C,V)*D20	HD48D	24	1050	29.0	24.6	14.00	12.00
C*(8,L)C*A12	FC/MC/PC37A	14	980	29.4	21.8	13.60	12.30
C*(8,L)C*B12	FC/MC/PC43B	17	990	29.6	22.2	14.10	12.70
C*9C*B12	FC/MC/PC43B	17	1035	29.4	22.0	13.70	12.30
C*(8,L)C*C16	FC/MC/PC43C	21	990	29.8	22.4	14.50	13.00
C*(8,L)C*C20	FC/MC/PC43C	21	1000	29.8	22.6	14.60	13.00
C*9C*C16	FC/MC/PC43C	21	1030	29.6	22.2	14.00	12.60
C*9C*C20	FC/MC/PC43C	21	995	29.6	22.4	14.40	12.80
C*(8,L)C*C16	HC42	21	990	29.6	22.4	14.50	13.00
C*(8,L)C*C20	HC42	21	1000	29.8	22.4	14.50	13.00
C*9C*C16	HC42	21	1030	29.4	22.2	14.00	12.60
C*9C*C20	HC42	21	995	29.6	22.4	14.40	12.80
C*(8,L)C*A12	HD36	14	1000	28.6	21.0	13.50	12.20
C*(8,L)C*B12	HD36	17	985	28.8	21.0	13.80	12.40
C*(8,L)C*C16	HD36	21	1020	28.8	21.2	13.90	12.60
C*(8,L)C*C20	HD36	21	1055	29.2	21.8	14.10	12.70
C*9C*B12	HD36	17	985	28.8	21.0	13.70	12.40
C*9C*C16	HD36	21	1005	28.8	21.2	13.90	12.60
C*9C*C20	HD36	21	1045	28.8	21.0	13.80	12.40
G*9V*A12	FC/MC/PC32A	14	1000	29.2	21.8	13.50	12.30
G*9V*A12	FC/MC/PC36A	14	1000	28.8	21.4	13.60	12.20
G*9V*A12	FC/MC/PC37A	14	1000	29.2	22.0	13.60	12.20
G*9V*B12	FC/MC/PC43B	17	1035	29.4	22.0	13.70	12.30
G*9V*C16	FC/MC/PC43C	21	1030	29.6	22.2	14.00	12.60
G*9V*C20	FC/MC/PC43C	21	995	29.6	22.4	14.40	12.80

For Notes See Page 10.

**COOLING CAPACITY - CHJD30S41S1(H) With Variable Speed Furnaces (Continued)**

VARIABLE SPEED FURNACE MODEL	COIL MODEL <sup>1</sup>	W	COOLING				
			RATED CFM	Net MBH		SEER	EER
				TOTAL	SENS.		
<b>13 SEER HP WITH VARIABLE SPEED FURNACES<sup>2</sup></b>							
G*9V*C16	HC42	21	1030	29.4	22.2	14.00	12.60
G*9V*C20	HC42	21	995	29.6	22.4	14.40	12.80
G*9V*A12	HD36	14	1000	28.6	21.0	13.40	12.10
G*9V*B12	HD36	17	985	28.8	21.0	13.70	12.40
G*9V*C16	HD36	21	1005	28.8	21.2	13.90	12.60
G*9V*C20	HD36	21	1045	28.8	21.0	13.80	12.40
G*9V*A12	UC36A	14	1000	28.6	21.4	13.50	12.20

1. MC coils available with a factory installed horizontal drain pan. See price pages for specific model number.  
2. Variable speed furnaces have B.O.D (Blower on Delay) standard.

**COOLING CAPACITY - CHJD36S41S1(H) With Variable Speed Furnaces**

VARIABLE SPEED FURNACE MODEL	COIL MODEL <sup>1</sup>	W	COOLING				
			RATED CFM	Net MBH		SEER	EER
				TOTAL	SENS.		
<b>13 SEER HP WITH VARIABLE SPEED FURNACES<sup>2</sup></b>							
(F,L)C8(C,V)*A12	FC/MC/PC37A	14	1150	35.0	26.8	13.35	11.50
FC9V*A12	FC/MC/PC37A	14	1100	35.0	25.8	13.20	11.50
(F,L)C8(C,V)*B16	FC/MC/PC43B	17	1200	35.0	27.2	13.50	11.50
(F,L)C8(C,V)*C16	FC/MC/PC43C	21	1200	35.0	27.2	13.50	11.50
(F,L)C8(C,V)*C20	FC/MC/PC43C	21	1200	35.0	27.2	13.50	11.50
FC9(C,V)*B12	FC/MC/PC43B	17	1200	35.0	27.0	13.50	11.50
FC9(C,V)*C16	FC/MC/PC43C	21	1200	35.0	27.2	13.50	11.50
FC9(C,V)*C20	FC/MC/PC43C	21	1200	35.0	27.2	13.50	11.50
(F,L)C8(C,V)*C16	FC/MC/PC48C	21	1200	35.0	27.4	13.50	11.50
(F,L)C8(C,V)*C20	FC/MC/PC48C	21	1200	35.0	27.4	13.50	11.50
FC9(C,V)*C16	FC/MC/PC48C	21	1200	35.0	27.4	13.50	11.50
FC9(C,V)*C20	FC/MC/PC48C	21	1200	35.0	27.4	13.50	11.50
FC9(C,V)*D20	FC/MC/PC48D	24	1200	35.0	27.4	13.50	11.50
(F,L)C8(C,V)*C16	HC42C	21	1200	35.0	27.2	13.50	11.50
(F,L)C8(C,V)*C20	HC42C	21	1200	35.0	27.2	13.50	11.50
FC9(C,V)*C16	HC42C	21	1200	35.0	27.2	13.50	11.50
FC9(C,V)*C20	HC42C	21	1200	35.0	27.2	13.50	11.50
(F,L)C8(C,V)*C16	HD48C	21	1200	35.0	27.2	13.50	11.50
(F,L)C8(C,V)*C20	HD48C	21	1200	35.0	27.2	13.50	11.50
FC9(C,V)*C16	HD48C	21	1200	35.0	27.2	13.50	11.50
FC9(C,V)*C20	HD48C	21	1200	35.0	27.2	13.50	11.50
FC9(C,V)*D20	HD48D	24	1200	35.0	27.2	13.50	11.50
C*(8,L)C*A12	FC/MC/PC37A	14	980	34.2	22.6	14.00	11.70
C*(8,L)C*B12	FC/MC/PC43B	17	1210	35.4	25.0	14.00	11.70
C*9C*B12	FC/MC/PC43B	17	1200	35.4	25.0	14.00	11.70
C*(8,L)C*C16	FC/MC/PC43C	21	1205	35.6	25.2	14.60	12.20
C*(8,L)C*C20	FC/MC/PC43C	21	1190	35.6	25.2	14.80	12.20
C*9C*C16	FC/MC/PC43C	21	1240	35.4	25.0	14.20	11.80
C*9C*C20	FC/MC/PC43C	21	1200	35.6	25.2	14.50	12.10
C*(8,L)C*C16	FC/MC/PC48C	21	1210	36.0	25.4	14.90	12.40
C*(8,L)C*C20	FC/MC/PC48C	21	1155	36.0	25.4	15.10	12.50
C*9C*C16	FC/MC/PC48C	21	1195	36.0	25.4	14.70	12.20
C*9C*C20	FC/MC/PC48C	21	1330	36.0	26.2	14.70	12.10
C*(8,L)C*C16	HC42	21	1205	35.6	25.2	14.60	12.10
C*(8,L)C*C20	HC42	21	1190	35.6	25.2	14.70	12.20
C*9C*C16	HC42	21	1240	35.2	25.0	14.10	11.80
C*9C*C20	HC42	21	1200	35.4	25.2	14.50	12.00
C*(8,L)C*B12	HD48	17	1210	35.0	24.8	14.30	11.70

For Notes See Page 11.

**COOLING CAPACITY - CHJD36S41S1(H) With Variable Speed Furnaces (Continued)**

VARIABLE SPEED FURNACE MODEL	COIL MODEL <sup>1</sup>	W	COOLING				
			RATED CFM	Net MBH		SEER	EER
				TOTAL	SENS.		
<b>13 SEER HP WITH VARIABLE SPEED FURNACES<sup>2</sup></b>							
C*(8,L)C*C16	HD48	21	1210	35.8	25.2	14.80	12.30
C*(8,L)C*C20	HD48	21	1155	35.8	25.2	14.90	12.40
C*9C*B12	HD48	17	1150	35.0	24.8	14.20	11.70
C*9C*C16	HD48	21	1195	35.6	25.0	14.50	12.10
C*9C*C20	HD48	21	1330	35.6	26.0	14.40	11.80
C*(8,L)C*C16	UC48C	21	1210	35.8	25.6	15.10	12.30
C*(8,L)C*C20	UC48C	21	1155	36.0	25.6	15.20	12.40
C*9C*C16	UC48C	21	1195	35.8	25.4	14.80	12.10
C*9C*C20	UC48C	21	1330	36.0	26.4	14.70	12.00
G*9V*A12	FC/MC/PC36A	14	1200	34.0	23.6	13.50	11.20
G*9V*A12	FC/MC/PC37A	14	1100	34.6	23.8	13.80	11.50
G*9V*B12	FC/MC/PC43B	17	1200	35.4	25.0	14.00	11.70
G*9V*C16	FC/MC/PC43C	21	1240	35.4	25.0	14.20	11.80
G*9V*C20	FC/MC/PC43C	21	1200	35.6	25.2	14.50	12.10
G*9V*C16	FC/MC/PC48C	21	1195	36.0	25.4	14.70	12.20
G*9V*C20	FC/MC/PC48C	21	1330	36.0	26.2	14.70	12.10
G*9V*C16	HC42	21	1240	35.2	25.0	14.10	11.80
G*9V*C20	HC42	21	1200	35.4	25.2	14.50	12.00
G*9V*B12	HD48	17	1150	35.0	24.8	14.20	11.70
G*9V*C16	HD48	21	1195	35.6	25.0	14.50	12.10
G*9V*C20	HD48	21	1330	35.6	26.0	14.40	11.80
G*9V*A12	UC36A	14	1200	34.2	23.8	13.40	11.20
G*9V*C16	UC48C	21	1195	35.8	25.4	14.80	12.10
G*9V*C20	UC48C	21	1330	36.0	26.4	14.70	12.00

1. MC coils available with a factory installed horizontal drain pan. See price pages for specific model number.

2. Variable speed furnaces have B.O.D (Blower on Delay) standard.

**COOLING CAPACITY - CHJD42S41S1(H) With Variable Speed Furnaces**

VARIABLE SPEED FURNACE MODEL	COIL MODEL <sup>1</sup>	W	COOLING				
			RATED CFM	Net MBH		SEER	EER
				TOTAL	SENS.		
<b>13 SEER HP WITH VARIABLE SPEED FURNACES<sup>2</sup></b>							
(F,L)C8(C,V)*C16	FC/MC/PC48C	21	1400	42.0	31.6	13.50	11.50
(F,L)C8(C,V)*C20	FC/MC/PC48C	21	1400	42.0	31.8	14.00	11.50
FC9(C,V)*C16	FC/MC/PC48C	21	1400	41.5	31.6	13.50	11.50
FC9(C,V)*C20	FC/MC/PC48C	21	1350	42.0	31.6	14.00	11.50
FC9(C,V)*D20	FC/MC/PC48D	24	1350	42.0	31.8	14.00	12.00
(F,L)C8(C,V)*C16	FC/MC/PC60C	21	1400	41.5	31.4	13.50	11.50
(F,L)C8(C,V)*C20	FC/MC/PC60C	21	1400	41.5	31.6	13.50	11.50
FC9(C,V)*C16	FC/MC/PC60C	21	1400	41.0	31.4	13.50	11.50
FC9(C,V)*C20	FC/MC/PC60C	21	1350	41.5	31.4	13.50	11.50
FC9(C,V)*D20	FC/MC/PC60D	24	1350	41.5	31.6	14.00	11.50
(F,L)C8(C,V)*C16	HC42C	21	1400	41.5	31.4	13.50	11.50
(F,L)C8(C,V)*C20	HC42C	21	1400	41.5	31.4	13.50	11.50
FC9(C,V)*C16	HC42C	21	1400	41.5	31.4	13.50	11.50
FC9(C,V)*C20	HC42C	21	1350	41.5	31.4	13.50	11.50
FC9(C,V)*D20	HC60D	24	1350	41.5	31.6	14.00	11.50
(F,L)C8(C,V)*C16	HD60C	21	1400	42.0	31.8	13.50	11.50
(F,L)C8(C,V)*C20	HD60C	21	1400	42.0	31.8	14.00	11.50
FC9(C,V)*C16	HD60C	21	1400	42.0	31.6	13.50	11.50
FC9(C,V)*C20	HD60C	21	1350	42.0	31.8	14.00	11.50
FC9(C,V)*D20	HD60D	24	1350	42.0	31.8	14.00	12.00

For Notes See Page 12.

**COOLING CAPACITY - CHJD42S41S1(H) With Variable Speed Furnaces (Continued)**

VARIABLE SPEED FURNACE MODEL	COIL MODEL <sup>1</sup>	W	COOLING				
			RATED CFM	Net MBH		SEER	EER
				TOTAL	SENS.		
<b>13 SEER HP WITH VARIABLE SPEED FURNACES<sup>2</sup></b>							
C*(8,L)C*C16	FC/MC/PC48C	21	1435	41.5	32.6	13.80	11.90
C*(8,L)C*C20	FC/MC/PC48C	21	1410	42.0	32.8	14.00	12.00
C*9C*C16	FC/MC/PC48C	21	1395	41.5	32.6	13.60	11.70
C*9C*C20	FC/MC/PC48C	21	1430	41.5	32.6	13.60	11.70
C*9C*D20	FC/MC/PC48D	24	1450	41.5	32.6	13.70	11.80
C*9C*D20	FC/MC/PC60D	24	1445	42.0	32.8	13.90	12.00
C*9C*D20	FC/MC62D	24	1455	42.0	33.0	13.80	12.00
C*(8,L)C*C16	FC/PC60C	21	1420	42.0	32.8	14.00	12.10
C*(8,L)C*C20	FC/PC60C	21	1410	42.0	32.8	14.20	12.30
C*9C*C16	FC/PC60C	21	1445	42.0	32.6	13.40	11.70
C*9C*C20	FC/PC60C	21	1445	42.0	32.8	13.70	11.90
C*(8,L)C*C16	HC42	21	1425	41.5	32.0	13.60	11.80
C*(8,L)C*C20	HC42	21	1450	41.5	32.0	13.60	11.80
C*9C*C16	HC42	21	1360	41.5	32.0	13.40	11.60
C*9C*C20	HC42	21	1395	41.5	32.0	13.50	11.70
C*(8,L)C*B12	HD48	17	1350	41.0	30.8	13.20	11.40
C*(8,L)C*C16	HD48	21	1435	40.5	31.6	13.60	11.60
C*(8,L)C*C20	HD48	21	1410	41.0	31.0	13.60	11.80
C*9C*B12	HD48	17	1150	39.0	28.4	13.40	11.20
C*9C*C16	HD48	21	1395	41.0	30.8	13.30	11.60
C*9C*C20	HD48	21	1430	41.5	31.8	13.40	11.70
C*9C*D20	HD48	24	1450	41.0	31.8	13.60	11.70
C*(8,L)C*C16	UC48C	21	1435	41.5	32.4	13.80	11.90
C*(8,L)C*C20	UC48C	21	1410	41.5	32.4	13.90	12.00
C*9C*C16	UC48C	21	1395	41.5	32.2	13.60	11.70
C*9C*C20	UC48C	21	1430	41.0	32.2	13.50	11.60
C*9C*D20	UC48D	24	1450	41.5	32.2	13.70	11.80
C*(8,L)C*C16	UC60C	21	1420	41.5	32.0	13.80	11.90
C*(8,L)C*C20	UC60C	21	1410	41.5	32.2	14.00	12.10
C*9C*C16	UC60C	21	1445	41.0	31.8	13.20	11.50
C*9C*C20	UC60C	21	1445	41.5	32.0	13.50	11.70
C*9C*D20	UC60D	24	1445	41.5	32.0	13.70	11.90
G*9V*C16	FC/MC/PC48C	21	1395	41.5	32.6	13.60	11.70
G*9V*C20	FC/MC/PC48C	21	1430	41.5	32.6	13.60	11.70
G*9V*D20	FC/MC/PC48D	24	1450	41.5	32.6	13.70	11.80
G*9V*D20	FC/MC/PC60D	24	1445	42.0	32.8	13.90	12.00
G*9V*D20	FC/MC62D	24	1455	42.0	33.0	13.80	12.00
G*9V*C16	FC/PC60C	21	1445	42.0	32.6	13.40	11.70
G*9V*C20	FC/PC60C	21	1445	42.0	32.8	13.70	11.90
G*9V*C16	HC42	21	1360	41.5	32.0	13.40	11.60
G*9V*C20	HC42	21	1395	41.5	32.0	13.50	11.70
G*9V*B12	HD48	17	1150	39.0	28.4	13.40	11.20
G*9V*C16	HD48	21	1395	41.0	30.8	13.30	11.60
G*9V*C20	HD48	21	1430	41.5	31.8	13.40	11.70
G*9V*D20	HD48	24	1450	41.0	31.8	13.60	11.70
G*9V*C16	UC48C	21	1395	41.5	32.2	13.60	11.70
G*9V*C20	UC48C	21	1430	41.0	32.2	13.50	11.60
G*9V*D20	UC48D	24	1450	41.5	32.2	13.70	11.80
G*9V*C16	UC60C	21	1445	41.0	31.8	13.20	11.50
G*9V*C20	UC60C	21	1445	41.5	32.0	13.50	11.70
G*9V*D20	UC60D	24	1445	41.5	32.0	13.70	11.90

1. MC coils available with a factory installed horizontal drain pan. See price pages for specific model number.

2. Variable speed furnaces have B.O.D (Blower on Delay) standard.

## COOLING CAPACITY - CHJD48S41S1(H) With Variable Speed Furnaces

VARIABLE SPEED FURNACE MODEL	COIL MODEL <sup>1</sup>	W	COOLING				
			RATED CFM	Net MBH		SEER	EER
				TOTAL	SENS.		
<b>13 SEER HP WITH VARIABLE SPEED FURNACES<sup>2</sup></b>							
(F,L)C8(C,V)*C16	FC/MC/PC48C	21	1500	46.5	34.2	13.00	11.00
(F,L)C8(C,V)*C20	FC/MC/PC48C	21	1600	47.0	35.4	13.00	11.50
FC9(C,V)*C16	FC/MC/PC48C	21	1600	47.0	35.2	13.00	11.00
FC9(C,V)*C20	FC/MC/PC48C	21	1600	47.0	35.4	14.00	11.50
FC9(C,V)*D20	FC/MC/PC48D	24	1550	47.0	35.6	14.00	11.50
(F,L)C8(C,V)*C16	FC/MC/PC60C	21	1500	46.5	34.6	13.00	11.00
(F,L)C8(C,V)*C20	FC/MC/PC60C	21	1600	47.0	35.8	14.00	11.50
FC9(C,V)*C16	FC/MC/PC60C	21	1600	47.0	35.6	13.00	11.00
FC9(C,V)*C20	FC/MC/PC60C	21	1600	47.0	35.6	14.00	11.50
FC9(C,V)*D20	FC/MC/PC60D	24	1550	47.0	35.8	14.00	11.50
FC9(C,V)*D20	HC60D	24	1550	47.0	35.8	14.00	11.50
(F,L)C8(C,V)*C16	HD60C	21	1500	46.5	34.4	13.00	11.00
(F,L)C8(C,V)*C20	HD60C	21	1600	47.0	35.4	14.00	11.50
FC9(C,V)*C16	HD60C	21	1600	47.0	35.4	13.00	11.00
FC9(C,V)*C20	HD60C	21	1600	47.0	35.4	14.00	11.50
FC9(C,V)*D20	HD60D	24	1550	47.0	35.6	14.00	11.50
(F,L)C8(C,V)*C20	MC62C	21	1600	47.5	35.8	14.00	11.50
FC9(C,V)*C16	MC62C	21	1600	47.0	35.6	13.00	11.00
FC9(C,V)*C20	MC62C	21	1600	47.0	35.8	14.00	11.50
FC9(C,V)*D20	MC62D	24	1550	47.5	36.0	14.00	11.80
C*9C*D20	FC/MC/PC60D	24	1615	46.5	35.2	13.50	11.50
C*9C*D20	FC/MC62D	24	1630	46.5	35.6	13.40	11.50
C*(8,L)C*C16	FC/PC60C	21	1625	46.5	35.4	13.50	11.60
C*(8,L)C*C20	FC/PC60C	21	1605	46.5	35.6	13.80	11.80
C*9C*C16	FC/PC60C	21	1590	46.5	35.2	13.30	11.40
C*9C*C20	FC/PC60C	21	1655	46.5	35.2	13.30	11.40
C*9C*D20	HC60	24	1615	46.0	35.0	13.40	11.40
C*(8,L)C*C16	HD60	21	1625	46.5	35.4	13.50	11.60
C*(8,L)C*C20	HD60	21	1605	47.0	35.6	13.70	11.80
C*9C*C16	HD60	21	1590	46.5	35.2	13.20	11.40
C*9C*C20	HD60	21	1655	46.5	35.2	13.20	11.40
C*9C*D20	HD60	24	1615	46.5	35.4	13.40	11.50
C*(8,L)C*C16	UC60C	21	1625	46.0	34.4	13.40	11.40
C*(8,L)C*C20	UC60C	21	1605	46.0	34.6	13.70	11.70
C*9C*C16	UC60C	21	1590	46.0	34.4	13.20	11.30
C*9C*C20	UC60C	21	1655	46.0	34.4	13.10	11.30
C*9C*D20	UC60D	24	1615	46.0	34.2	13.30	11.40
G*9V*D20	FC/MC/PC60D	24	1615	46.5	35.2	13.50	11.50
G*9V*D20	FC/MC62D	24	1630	46.5	35.6	13.40	11.50
G*9V*C16	FC/PC60C	21	1590	46.5	35.2	13.30	11.40
G*9V*C20	FC/PC60C	21	1655	46.5	35.2	13.30	11.40
G*9V*D20	HC60	24	1615	46.0	35.0	13.40	11.40
G*9V*C16	HD60	21	1590	46.5	35.2	13.20	11.40
G*9V*C20	HD60	21	1655	46.5	35.2	13.20	11.40
G*9V*D20	HD60	24	1615	46.5	35.4	13.40	11.50
G*9V*C16	UC60C	21	1590	46.0	34.4	13.20	11.30
G*9V*C20	UC60C	21	1655	46.0	34.4	13.10	11.30
G*9V*D20	UC60D	24	1615	46.0	34.2	13.30	11.40

1. MC coils available with a factory installed horizontal drain pan. See price pages for specific model number.

2. Variable speed furnaces have B.O.D (Blower on Delay) standard.

**COOLING CAPACITY - CHJD60S41S1 With Variable Speed Furnaces**

VARIABLE SPEED FURNACE MODEL	COIL MODEL <sup>1</sup>	W	COOLING				
			RATED CFM	Net MBH		SEER	EER
				TOTAL	SENS.		
<b>13 SEER HP WITH VARIABLE SPEED FURNACES<sup>2</sup></b>							
(F,L)C8(C,V)*C20	MC62C	21	1750	54.0	43.0	13.00	11.45
FC9(C,V)*C20	MC62C	21	1650	53.0	41.0	13.00	11.25
FC9(C,V)*D20	MC62D	24	1600	53.5	41.0	13.50	11.50
C*9C*D20	FC/MC/PC60D	24	1615	53.5	41.0	13.30	11.60
C*(8,L)C*C20	FC/MC62D	21	1615	54.0	41.5	13.60	11.80
C*9C*C20	FC/MC62D	21	1655	53.5	41.0	13.20	11.40
C*9C*D20	FC/MC/PC60D	24	1615	53.5	41.0	13.30	11.60
C*9C*C20	FC/MC62D	21	1655	53.5	41.0	13.20	11.40

1. MC coils available with a factory installed horizontal drain pan. See price pages for specific model number.

2. Variable speed furnaces have B.O.D (Blower on Delay) standard.

## HEATING PERFORMANCE - With Air Handler

UNIT MODEL*	AIR HANDLER	COIL <sup>1</sup> MODEL	ARI HEATING <sup>2</sup>						
			47°F			17°F			HSPF
			MBH	COP	KW	MBH	COP	KW	STD
<b>13 SEER HP WITH MA</b>									
CHJD18S41S1	MA08B	FC/MC18B	17.0	3.32	1.50	12.7	3.00	1.24	7.70
	MA08B	FC/MC24B	17.0	3.44	1.45	10.4	2.60	1.17	7.70
CHJD24S41S1	MA08B	FC/MC/PC24B	23.2	3.40	2.00	12.6	2.24	1.65	7.70
	MA08B	FC/MC/PC30B	23.2	3.40	2.00	12.6	2.24	1.65	7.70
	MA08B	FC/MC/PC35B	23.2	3.40	2.00	12.6	2.24	1.65	7.70
CHJD30S41S1	MA12B	FC/MC/PC35B	28.0	3.34	2.46	16.4	2.30	2.09	7.70
	MA12B	FC/MC/PC43B	28.2	3.40	2.43	16.6	2.32	2.10	7.70
CHJD36S41S1	MA12B	FC/MC/PC43B	35.0	3.42	3.00	21.2	2.36	2.63	8.00
	MA14D	FC/MC/PC48D	35.0	3.42	3.00	21.4	2.36	2.66	8.00
	MA16C	FC/MC43C	35.0	3.48	3.03	21.0	2.40	2.56	8.00
	MA16C	FC/MC48C	35.0	3.48	3.03	21.0	2.40	2.56	8.00
CHJD42S41S1	MA14D	FC/MC/PC48D	41.0	3.48	3.45	28.0	2.46	3.34	8.00
	MA16C	FC/MC/PC48C	41.0	3.48	3.45	28.0	2.46	3.34	8.00
	MA14D	FC/MC/PC60D	41.0	3.66	3.28	27.8	2.56	3.18	8.00
	MA16C	FC/MC/PC60C	41.0	3.66	3.28	27.8	2.56	3.18	8.00
CHJD48S41S1	MA16C	FC/MC/PC48C	50.5	3.32	4.46	30.8	2.24	4.03	8.00
	MA20D	FC/MC/PC48D	50.5	3.32	4.46	30.8	2.24	4.03	8.00
	MA16C	FC/MC/PC60C	51.0	3.50	4.27	30.6	2.34	3.83	8.00
	MA20D	FC/MC/PC60D	51.0	3.50	4.27	30.6	2.34	3.83	8.00
	MA20D	MC62D	50.5	3.38	4.38	30.6	2.28	3.93	8.00
CHJD60S41S1	MA20D	MC62D	56.5	3.48	4.76	35.4	2.42	4.29	8.00
<b>13 SEER HP WITH MV - VARIABLE SPEED</b>									
CHJD18S41S1	MV12B	FC/MC18B	16.7	3.52	1.39	12.7	3.00	1.24	8.00
	MV12B	FC/MC24B	17.0	3.66	1.36	9.8	2.78	1.03	8.00
CHJD24S41S1	MV12B	FC/MC/PC24B	22.8	3.72	1.80	12.4	2.50	1.45	8.00
	MV12B	FC/MC/PC30B	22.8	3.72	1.80	12.4	2.50	1.45	8.00
	MV12B	FC/MC/PC35B	22.8	3.72	1.80	12.4	2.50	1.45	8.00
	MV16C	FC/MC/PC35C	22.8	3.72	1.80	12.4	2.50	1.45	8.00
	MV16C	FC/MC/PC35C	22.8	3.72	1.80	12.4	2.50	1.45	8.00
CHJD30S41S1	MV12B	FC/MC/PC35B	27.4	3.50	2.29	15.9	2.42	1.93	8.00
	MV16C	FC/MC/PC35C	27.4	3.52	2.28	15.9	2.42	1.93	8.00
	MV12B	FC/MC/PC43B	27.8	3.58	2.28	16.1	2.46	1.92	8.00
	MV16C	FC/MC/PC43C	27.6	3.60	2.25	16.1	2.48	1.90	8.00
CHJD36S41S1	MV12B	FC/MC/PC43B	35.0	3.52	2.91	20.8	2.44	2.50	8.00
	MV16C	FC/MC/PC43C	35.0	3.58	2.87	20.6	2.48	2.43	8.00
	MV12D	FC/MC/PC48D	35.0	3.54	2.90	20.6	2.48	2.43	8.00
	MV16C	FC/MC/PC48C	35.0	3.60	2.85	20.6	2.50	2.42	8.00
	MV20D	FC/MC/PC48D	35.0	3.60	2.85	20.6	2.50	2.42	8.00
CHJD42S41S1	MV16C	FC/MC/PC48C	41.0	3.60	3.34	27.4	2.54	3.16	8.00
	MV20D	FC/MC/PC48D	41.0	3.62	3.32	27.4	2.56	3.14	8.00
	MV20D	FC/MC/PC60D	41.0	3.84	3.13	27.0	2.68	2.95	8.00
CHJD48S41S1	MV16C	FC/MC/PC48C	50.0	3.40	4.31	30.4	2.30	3.87	8.00
	MV20D	FC/MC/PC48D	50.0	3.38	4.34	30.4	2.28	3.91	8.00
	MV20D	FC/MC/PC60D	50.5	3.60	4.11	30.2	2.40	3.69	8.00
	MV20D	MC62D	50.0	3.48	4.21	30.0	2.34	3.76	8.00
CHJD60S41S1	MV20D	MC62D	56.5	3.54	4.68	35.2	2.46	4.19	8.00

For Notes See Page 16.

**HEATING PERFORMANCE - With Air Handler (Continued)**

UNIT MODEL*	AIR HANDLER	COIL <sup>1</sup> MODEL	ARI HEATING <sup>2</sup>						
			47°F			17°F			HSPF
			MBH	COP	KW	MBH	COP	KW	STD
<b>13 SEER HP WITH AV / SV / F*FV - VARIABLE SPEED</b>									
CHJD18S41S1	AV24	—	16.8	3.62	1.36	11.5	3.18	1.06	8.00
CHJD24S41S1	AV24	—	22.4	3.72	1.76	12.4	2.50	1.45	8.00
	AV36	—	22.8	3.72	1.80	12.4	2.50	1.45	8.00
CHJD30S41S1	AV36	—	27.6	3.64	2.22	16.0	2.50	1.88	8.00
CHJD36S41S1	AV36	—	35.0	3.58	2.87	20.8	2.46	2.48	8.00
CHJD42S41S1	AV/SV48	—	41.0	3.84	3.13	27.2	2.66	3.00	8.00
CHJD48S41S1	AV/SV48	—	50.5	3.62	4.09	30.0	2.42	3.63	8.00
	AV/SV60	—	50.5	3.62	4.09	30.2	2.40	3.69	8.00
	F4FV060	—	50.5	3.62	4.09	30.2	2.40	3.69	8.00
<b>13 SEER HP WITH AHP / SHP / F*FP</b>									
CHJD18S41S1	AHP18	—	17.0	3.38	1.47	8.2	2.16	1.11	7.70
	F4FP24	—	17.0	3.34	1.49	12.5	3.04	1.21	7.70
CHJD24S41S1	AHP30	—	23.2	3.40	2.00	12.6	2.24	1.65	7.70
	F4FP030	—	23.2	3.40	2.00	12.6	2.24	1.65	7.70
CHJD30S41S1	AHP36	—	28.2	3.40	2.43	16.6	2.32	2.10	7.70
	F4FP040	—	28.0	3.32	2.47	16.4	2.28	2.11	7.70
CHJD36S41S1	AHP36	—	35.0	3.40	3.02	21.0	2.40	2.56	8.00
	F4FP045	—	35.0	3.40	3.02	21.6	2.42	2.62	8.00
CHJD42S41S1	AHP/SHP48	—	41.0	3.32	3.62	28.2	2.36	3.50	8.00
	F4FP045	—	41.0	3.68	3.27	27.8	2.56	3.18	8.00
	F5FP048	—	41.0	3.68	3.27	27.6	2.58	3.14	8.00
CHJD48S41S1	AHP/SHP60	—	50.5	3.58	4.13	30.2	2.40	3.69	8.00
	F5FP048	—	50.5	3.46	4.28	30.6	2.32	3.87	8.00
	F5FP060	—	50.5	3.60	4.11	30.2	2.40	3.69	8.00

1. Rated CFM same as for cooling.

2. Heating MBH based on ARI standards of 70° DB entering indoor air, 72% RH outdoor air with 25 feet of interconnecting piping and no supplemental electric heat operation.

CP equals MBH output divided by (total KW input x 3.412).

HSPF (Heating Seasonal Performance Factor) is the total heating output during a normal annual usage period for heating divided by the total electric power input during the same period.

— = Not Applicable.

**HEATING PERFORMANCE - Upflow, Downflow, and Horizontal Furnaces and Coils**

UNIT MODEL*	COIL <sup>1</sup> MODEL	ARI HEATING <sup>2</sup>						HSPF STD
		47°F			17°F			
		MBH	COP	KW	MBH	COP	KW	
CHJD18S41S1	FC/MC/PC/UC18	17.0	3.32	1.50	12.7	3.00	1.24	7.70
	FC/MC/PC/UC24	17.0	3.44	1.45	10.4	2.60	1.17	7.70
	HC18	17.0	3.32	1.50	12.7	3.00	1.24	7.70
	HC30	17.0	3.38	1.47	10.4	2.60	1.17	7.70
	HD24	16.6	3.16	1.54	12.8	3.00	1.25	7.70
CHJD24S41S1	FC/MC/PC24	23.2	3.40	2.00	12.6	2.24	1.65	7.70
	FC/MC/PC30	23.2	3.40	2.00	12.6	2.24	1.65	7.70
	FC/MC/PC32	23.2	3.40	2.00	12.6	2.24	1.65	7.70
	FC/MC/PC35	23.2	3.40	2.00	12.6	2.24	1.65	7.70
	HC30	23.0	3.40	1.98	12.6	2.24	1.65	7.70
	HC36	23.2	3.40	2.00	12.6	2.24	1.65	7.70
	HD36	23.2	3.40	2.00	12.6	2.24	1.65	7.70
CHJD30S41S1	FC/MC/PC32	28.0	3.34	2.46	16.4	2.28	2.11	7.70
	FC/MC/PC35	28.0	3.34	2.46	16.4	2.30	2.09	7.70
	FC/MC/PC37	28.2	3.40	2.43	16.6	2.32	2.10	7.70
	FC/MC/PC43	28.2	3.40	2.43	16.6	2.32	2.10	7.70
	HC36	28.2	3.34	2.47	16.4	2.28	2.11	7.70
	HC42	28.2	3.40	2.43	16.6	2.32	2.10	7.70
	HD48	28.2	3.60	2.30	16.6	2.32	2.10	7.70
CHJD36S41S1	FC/MC/PC37	35.0	3.40	3.02	21.2	2.36	2.63	8.00
	FC/MC/PC43	35.0	3.42	3.00	21.2	2.36	2.63	8.00
	FC/MC/PC48	35.0	3.42	3.00	21.4	2.36	2.66	8.00
	HC42	35.0	3.42	3.00	21.2	2.36	2.63	8.00
	HD48	35.0	3.40	3.02	20.0	2.16	2.71	8.00
CHJD42S41S1	FC/MC/PC48	41.0	3.48	3.45	28.0	2.46	3.34	8.00
	FC/MC/PC60	41.0	3.66	3.28	27.8	2.56	3.18	8.00
	HC42	41.0	3.46	3.47	27.8	2.48	3.29	8.00
	HC60	41.0	3.66	3.28	27.8	2.56	3.18	8.00
	HD60	41.0	3.14	3.83	27.6	2.26	3.58	8.00
CHJD48S41S1	FC/MC/PC48	50.5	3.32	4.46	30.8	2.24	4.03	8.00
	FC/MC/PC60	51.0	3.50	4.27	30.6	2.34	3.83	8.00
	HC60	51.0	3.50	4.27	30.6	2.34	3.83	8.00
	HD60	50.0	2.98	4.92	30.6	2.06	4.35	8.00
	MC62	50.5	3.38	4.38	30.6	2.28	3.93	8.00
CHJD60S41S1	MC62	56.5	3.48	4.76	35.4	2.42	4.29	8.00

1. Rated CFM same as for cooling.

2. Heating MBH based on ARI standards of 70° DB entering indoor air, 72% RH outdoor air with 25 feet of interconnecting piping and no supplemental electric heat operation.

CP equals MBH output divided by (total KW input x 3.412).

HSPF (Heating Seasonal Performance Factor) is the total heating output during a normal annual usage period for heating divided by the total electric power input during the same period.

— = Not Applicable.

## HEATING CAPACITY - CHJD18S41S1 With Variable Speed Furnaces

VARIABLE SPEED FURNACE	COIL <sup>1</sup> MODEL	ARI HEATING <sup>2</sup>						HSPF STD
		47°F			17°F			
		MBH	COP	KW	MBH	COP	KW	
<b>13 SEER HP WITH VARIABLE SPEED FURNACES<sup>3</sup></b>								
(F,L)C8(C,V)*A12	FC/MC/PC18A	16.7	3.56	1.37	11.5	3.12	1.08	8.00
FC9V*A12	FC/MC/PC18A	16.8	3.52	1.40	11.5	3.12	1.08	8.00
FC9(C,V)*B12	FC/MC/PC18B	16.7	3.52	1.39	11.5	3.12	1.08	8.00
(F,L)C8(C,V)*B16	FC/MC/PC18B	16.7	3.52	1.39	11.5	3.12	1.08	8.00
(F,L)C8(C,V)*A12	FC/MC/PC24A	17.0	3.68	1.35	9.7	2.80	1.02	8.00
FC9V*A12	FC/MC/PC24A	17.0	3.64	1.37	9.8	2.76	1.04	8.00
FC9(C,V)*B12	FC/MC/PC24B	17.0	3.66	1.36	9.8	2.78	1.03	8.00
(F,L)C8(C,V)*B16	FC/MC/PC24B	17.0	3.66	1.36	9.8	2.78	1.03	8.00
(F,L)C8(C,V)*A12	HC18A	16.7	3.56	1.37	11.5	3.12	1.08	8.00
FC9V*A12	HC18A	16.8	3.52	1.40	11.5	3.12	1.08	8.00
(F,L)C8(C,V)*A12	HC30A	17.0	3.62	1.38	9.7	2.78	1.02	8.00
FC9V*A12	HC30A	17.0	3.58	1.39	9.8	2.74	1.05	8.00
(F,L)C8(C,V)*A12	HD24A	16.2	3.38	1.40	12.0	3.20	1.10	8.00
FC9V*A12	HD24A	16.3	3.36	1.42	12.0	3.20	1.10	8.00
FC9(C,V)*B12	HD24	16.3	3.36	1.42	12.0	3.20	1.10	8.00
(F,L)C8(C,V)*B16	HD24	16.3	3.36	1.42	12.0	3.20	1.10	8.00
C*(8,L)C*A12	FC/MC/PC18A	16.7	3.58	1.37	7.7	2.28	0.99	8.00
C*(8,L)C*B12	FC/MC/PC18B	16.6	3.56	1.37	7.7	2.30	0.98	7.90
C*9C*B12	FC/MC/PC18B	16.7	3.60	1.36	7.7	2.30	0.98	8.00
C*(8,L)C*A12	FC/MC/PC24A	17.2	3.70	1.36	10.6	2.90	1.07	8.30
C*(8,L)C*B12	FC/MC/PC24B	16.8	3.68	1.34	10.1	2.88	1.03	8.20
C*9C*B12	FC/MC/PC24B	17.1	3.74	1.34	10.5	2.94	1.05	8.30
C*(8,L)C*A12	FC/MC/PC30A	17.2	3.70	1.36	10.6	2.90	1.07	8.30
C*(8,L)C*B12	FC/MC/PC30B	16.8	3.68	1.34	10.1	2.88	1.03	8.20
C*9C*B12	FC/MC/PC30B	17.1	3.74	1.34	10.5	2.94	1.05	8.30
C*(8,L)C*A12	HC18	16.7	3.58	1.37	7.7	2.28	0.99	8.00
C*(8,L)C*A12	HC30	16.8	3.58	1.38	10.1	2.80	1.06	8.00
C*(8,L)C*A12	HD24	16.7	3.56	1.37	8.8	2.48	1.04	8.00
C*(8,L)C*B12	HD24	16.3	3.50	1.36	9.1	2.62	1.02	7.80
C*9C*B12	HD24	16.7	3.58	1.37	8.7	2.50	1.02	8.00
C*(8,L)C*A12	UC18A	16.9	3.62	1.37	9.1	2.58	1.03	8.10
C*(8,L)C*B12	UC18B	16.7	3.60	1.36	9.7	2.74	1.04	8.00
C*9C*B12	UC18B	16.8	3.64	1.35	9.1	2.62	1.02	8.10
C*(8,L)C*A12	UC24A	17.3	3.72	1.36	10.7	2.94	1.07	8.30
C*(8,L)C*B12	UC24B	16.9	3.70	1.34	10.5	2.96	1.04	8.20
C*9C*B12	UC24B	17.2	3.76	1.34	10.7	2.96	1.06	8.30
C*(8,L)C*A12	UC30A	17.3	3.72	1.36	10.7	2.94	1.07	8.30
C*(8,L)C*B12	UC30B	16.9	3.70	1.34	10.4	2.96	1.03	8.20
C*9C*B12	UC30B	17.2	3.76	1.34	10.7	2.96	1.06	8.30
G*9V*A12	FC/MC/PC18A	16.8	3.54	1.39	7.9	2.26	1.02	8.00
G*9V*B12	FC/MC/PC18B	16.7	3.60	1.36	7.7	2.30	0.98	8.00
G*9V*A12	FC/MC/PC24A	17.2	3.66	1.38	10.6	2.86	1.09	8.20
G*9V*B12	FC/MC/PC24B	17.1	3.74	1.34	10.5	2.94	1.05	8.30
G*9V*A12	FC/MC/PC30A	17.2	3.66	1.38	10.6	2.86	1.09	8.20
G*9V*B12	FC/MC/PC30B	17.1	3.74	1.34	10.5	2.94	1.05	8.30
G*9V*A12	HC18	16.8	3.54	1.39	7.9	2.26	1.02	8.00
G*9V*A12	HD24	16.7	3.50	1.40	8.8	2.44	1.06	7.90
G*9V*B12	HD24	16.7	3.58	1.37	8.7	2.50	1.02	8.00
G*9V*A12	UC18A	17.0	3.58	1.39	9.3	2.56	1.06	8.10

For Notes See Page 19.

**HEATING CAPACITY - CHJD18S41S1 With Variable Speed Furnaces (Continued)**

VARIABLE SPEED FURNACE	COIL <sup>1</sup> MODEL	ARI HEATING <sup>2</sup>						
		47°F			17°F			HSPF
		MBH	COP	KW	MBH	COP	KW	STD
G*9V*B12	UC18B	16.8	3.64	1.35	9.1	2.62	1.02	8.10
G*9V*A12	UC24A	17.2	3.68	1.37	10.8	2.90	1.09	8.20
G*9V*B12	UC24B	17.2	3.76	1.34	10.7	2.96	1.06	8.30
G*9V*A12	UC30A	17.2	3.68	1.37	10.8	2.90	1.09	8.20
G*9V*B12	UC30B	17.2	3.76	1.34	10.7	2.96	1.06	8.30

1. Rated CFM same as for cooling.
2. Heating MBH based on ARI standards of 70° DB entering indoor air, 72% RH outdoor air with 25 feet of interconnecting piping and no supplemental electric heat operation.
3. Variable speed furnaces have B.O.D (Blower on Delay) standard.  
CP equals MBH output divided by (total KW input x 3.412).  
HSPF (Heating Seasonal Performance Factor) is the total heating output during a normal annual usage period for heating divided by the total electric power input during the same period.  
— = Not Applicable.

**HEATING CAPACITY - CHJD24S41S1With Variable Speed Furnaces**

VARIABLE SPEED FURNACE	COIL <sup>1</sup> MODEL	ARI HEATING <sup>2</sup>						
		47°F			17°F			HSPF
		MBH	COP	KW	MBH	COP	KW	STD
<b>13 SEER HP WITH VARIABLE SPEED FURNACES<sup>3</sup></b>								
(F,L)C8(C,V)*A12	FC/MC/PC24A	22.6	3.72	1.78	12.4	2.50	1.45	8.00
FC9V*A12	FC/MC/PC24A	22.8	3.72	1.80	12.4	2.50	1.45	8.00
FC9(C,V)*B12	FC/MC/PC24B	22.8	3.72	1.80	12.4	2.50	1.45	8.00
(F,L)C8(C,V)*A12	FC/MC/PC30A	22.6	3.72	1.78	12.4	2.50	1.45	8.00
FC9V*A12	FC/MC/PC30A	22.8	3.72	1.80	12.4	2.50	1.45	8.00
FC9(C,V)*B12	FC/MC/PC30B	22.8	3.72	1.80	12.4	2.50	1.45	8.00
(F,L)C8(C,V)*A12	FC/MC/PC32A	22.6	3.72	1.78	12.4	2.50	1.45	8.00
FC9V*A12	FC/MC/PC32A	23.0	3.72	1.81	12.4	2.50	1.45	8.00
FC9(C,V)*B12	FC/MC/PC35B	22.8	3.72	1.80	12.4	2.50	1.45	8.00
FC9(C,V)*C16	FC/MC/PC35C	23.0	3.72	1.81	12.4	2.50	1.45	8.00
(F,L)C8(C,V)*A12	HC30A	22.4	3.72	1.76	12.4	2.50	1.45	8.00
FC9V*A12	HC30A	22.6	3.72	1.78	12.4	2.50	1.45	8.00
FC9(C,V)*B12	HC36B	22.8	3.72	1.80	12.4	2.50	1.45	8.00
(F,L)C8(C,V)*A12	HD36A	22.8	3.72	1.80	12.4	2.50	1.45	8.00
FC9V*A12	HD36A	22.8	3.72	1.80	12.4	2.50	1.45	8.00
FC9(C,V)*B12	HD36B	22.8	3.72	1.80	12.4	2.50	1.45	8.00
C*(8,L)C*A12	FC/MC/PC32A	22.8	3.52	1.90	12.0	2.28	1.54	8.20
C*(8,L)C*B12	FC/MC/PC35B	22.6	3.58	1.85	11.9	2.32	1.50	8.20
C*9C*B12	FC/MC/PC35B	22.8	3.58	1.87	12.3	2.32	1.55	8.20
C*(8,L)C*A12	FC/MC/PC37A	23.0	3.62	1.86	12.8	2.40	1.56	8.30
C*(8,L)C*B12	FC/MC/PC43B	22.8	3.64	1.84	12.6	2.42	1.53	8.30
C*9C*B12	FC/MC/PC43B	23.0	3.64	1.85	12.6	2.40	1.54	8.30
C*(8,L)C*B12	HC36	22.6	3.56	1.86	12.1	2.34	1.52	8.20
C*9C*B12	HC36	22.8	3.58	1.87	12.3	2.32	1.55	8.20
C*(8,L)C*A12	HD36	21.0	3.06	2.01	9.1	1.80	1.48	7.70
C*(8,L)C*B12	HD36	20.6	3.02	2.00	8.9	1.80	1.45	7.70
C*(8,L)C*C16	HD36	21.2	3.16	1.97	9.2	1.86	1.45	7.70
C*(8,L)C*C20	HD36	20.4	3.04	1.97	7.4	1.64	1.32	7.70
C*9C*B12	HD36	21.0	3.08	2.00	9.1	1.82	1.47	7.70
C*9C*C16	HD36	20.8	3.10	1.97	9.0	1.82	1.45	7.70
C*9C*C20	HD36	20.4	3.02	1.98	7.4	1.64	1.32	7.70
G*9V*A12	FC/MC/PC24A	22.8	3.52	1.90	12.3	2.30	1.57	8.20

For Notes See Page 20.

**HEATING CAPACITY - CHJD24S41S1With Variable Speed Furnaces (Continued)**

VARIABLE SPEED FURNACE	COIL <sup>1</sup> MODEL	ARI HEATING <sup>2</sup>						
		47°F			17°F			HSPF
		MBH	COP	KW	MBH	COP	KW	STD
G*9V*A12	FC/MC/PC30A	22.8	3.52	1.90	12.3	2.30	1.57	8.20
G*9V*A12	FC/MC/PC32A	23.0	3.50	1.93	12.4	2.26	1.61	8.10
G*9V*B12	FC/MC/PC35B	22.8	3.58	1.87	12.3	2.32	1.55	8.20
G*9V*A12	FC/MC/PC36A	23.0	3.56	1.89	12.4	2.32	1.57	8.20
G*9V*A12	FC/MC/PC37A	23.2	3.60	1.89	12.7	2.36	1.58	8.30
G*9V*B12	FC/MC/PC43B	23.0	3.64	1.85	12.6	2.40	1.54	8.30
G*9V*A12	HC30	22.6	3.48	1.90	11.1	2.14	1.52	8.10
G*9V*B12	HC36	22.8	3.58	1.87	12.3	2.32	1.55	8.20
G*9V*A12	HD36	21.0	3.02	2.04	9.2	1.78	1.51	7.30
G*9V*B12	HD36	21.0	3.08	2.00	9.1	1.82	1.47	7.70
G*9V*C16	HD36	20.8	3.10	1.97	9.0	1.82	1.45	7.70
G*9V*C20	HD36	20.4	3.02	1.98	7.4	1.64	1.32	7.70
G*9V*A12	UC24A	22.8	3.54	1.89	12.4	2.32	1.57	8.20
G*9V*A12	UC30A	22.8	3.54	1.89	12.4	2.32	1.57	8.20
G*9V*A12	UC36A	22.6	3.48	1.90	11.1	2.14	1.52	8.10

1. Rated CFM same as for cooling.
2. Heating MBH based on ARI standards of 70° DB entering indoor air, 72% RH outdoor air with 25 feet of interconnecting piping and no supplemental electric heat operation.
3. Variable speed furnaces have B.O.D (Blower on Delay) standard.  
CP equals MBH output divided by (total KW input x 3.412).  
HSPF (Heating Seasonal Performance Factor) is the total heating output during a normal annual usage period for heating divided by the total electric power input during the same period.  
— = Not Applicable.

**HEATING CAPACITY - CHJD30S41S1With Variable Speed Furnaces**

VARIABLE SPEED FURNACE	COIL <sup>1</sup> MODEL	ARI HEATING <sup>2</sup>						
		47°F			17°F			HSPF
		MBH	COP	KW	MBH	COP	KW	STD
<b>13 SEER HP WITH VARIABLE SPEED FURNACES<sup>3</sup></b>								
(F,L)C8(C,V)*A12	FC/MC/PC32A	27.6	3.48	2.32	16.0	2.40	1.95	8.00
FC9V*A12	FC/MC/PC32A	27.6	3.44	2.35	16.1	2.36	2.00	8.00
(F,L)C8(C,V)*B16	FC/MC/PC35B	27.6	3.54	2.29	16.0	2.44	1.92	8.00
(F,L)C8(C,V)*C16	FC/MC/PC35C	27.4	3.52	2.28	15.9	2.44	1.91	8.00
(F,L)C8(C,V)*C20	FC/MC/PC35C	27.8	3.56	2.29	16.2	2.44	1.95	8.00
FC9(C,V)*B12	FC/MC/PC35B	27.6	3.50	2.31	16.0	2.40	1.95	8.00
FC9(C,V)*C16	FC/MC/PC35C	27.6	3.50	2.31	16.0	2.40	1.95	8.00
FC9(C,V)*C20	FC/MC/PC35C	27.6	3.48	2.32	16.0	2.40	1.95	8.00
(F,L)C8(C,V)*A12	FC/MC/PC37A	28.0	3.50	2.34	16.3	2.40	1.99	8.00
FC9V*A12	FC/MC/PC37A	28.0	3.48	2.36	16.4	2.38	2.02	8.00
(F,L)C8(C,V)*B16	FC/MC/PC43B	27.8	3.62	2.25	16.2	2.48	1.91	8.00
(F,L)C8(C,V)*C16	FC/MC/PC43C	27.6	3.60	2.25	16.1	2.48	1.90	8.00
(F,L)C8(C,V)*C20	FC/MC/PC43C	28.2	3.68	2.25	16.3	2.50	1.91	8.00
FC9(C,V)*B12	FC/MC/PC43B	27.8	3.58	2.28	16.2	2.46	1.93	8.00
FC9(C,V)*C16	FC/MC/PC43C	27.8	3.58	2.28	16.2	2.46	1.93	8.00
FC9(C,V)*C20	FC/MC/PC43C	27.8	3.58	2.28	16.2	2.46	1.93	8.00
(F,L)C8(C,V)*B16	HC36B	27.6	3.54	2.29	16.0	2.44	1.92	8.00
FC9(C,V)*B12	HC36B	27.4	3.50	2.29	15.9	2.42	1.93	8.00
(F,L)C8(C,V)*C16	HC42C	27.6	3.62	2.23	16.1	2.48	1.90	8.00
(F,L)C8(C,V)*C20	HC42C	28.0	3.68	2.23	16.2	2.50	1.90	8.00
FC9(C,V)*C16	HC42C	27.8	3.58	2.28	16.2	2.46	1.93	8.00
FC9(C,V)*C20	HC42C	27.8	3.58	2.28	16.2	2.46	1.93	8.00
(F,L)C8(C,V)*C16	HD48C	28.0	3.68	2.23	16.2	4.76	1.00	8.00

For Notes See Page 21.

## HEATING CAPACITY - CHJD30S41S1With Variable Speed Furnaces (Continued)

VARIABLE SPEED FURNACE	COIL <sup>1</sup> MODEL	ARI HEATING <sup>2</sup>						HSPF STD
		47°F			17°F			
		MBH	COP	KW	MBH	COP	KW	
(F,L)C8(C,V)*C20	HD48C	28.0	3.68	2.23	16.2	3.80	1.25	8.00
FC9(C,V)*C16	HD48C	28.0	3.68	2.23	16.2	4.70	1.01	8.00
FC9(C,V)*C20	HD48C	28.0	3.68	2.23	16.2	4.70	1.01	8.00
FC9(C,V)*D20	HD48D	28.0	3.68	2.23	16.2	3.72	1.28	8.00
C*(8,L)C*A12	FC/MC/PC37A	27.8	3.48	2.34	16.3	2.46	1.94	7.80
C*(8,L)C*B12	FC/MC/PC43B	27.8	3.56	2.29	16.2	2.52	1.88	7.90
C*9C*B12	FC/MC/PC43B	28.0	3.50	2.34	16.3	2.48	1.93	7.90
C*(8,L)C*C16	FC/MC/PC43C	27.6	3.62	2.23	16.0	2.56	1.83	8.00
C*(8,L)C*C20	FC/MC/PC43C	27.6	3.62	2.23	16.0	2.56	1.83	8.00
C*9C*C16	FC/MC/PC43C	27.8	3.56	2.29	16.2	2.52	1.88	7.90
C*9C*C20	FC/MC/PC43C	27.6	3.60	2.25	16.1	2.56	1.84	8.00
C*(8,L)C*C16	HC42	27.6	3.62	2.23	16.0	2.56	1.83	8.00
C*(8,L)C*C20	HC42	27.6	3.62	2.23	16.0	2.56	1.83	8.00
C*9C*C16	HC42	27.8	3.56	2.29	16.2	2.52	1.88	7.90
C*9C*C20	HC42	27.6	3.60	2.25	16.1	2.54	1.86	8.00
C*(8,L)C*A12	HD36	26.2	3.08	2.49	14.2	2.10	1.98	7.70
C*(8,L)C*B12	HD36	26.0	3.12	2.44	14.0	2.12	1.94	7.70
C*(8,L)C*C16	HD36	26.0	3.12	2.44	14.0	2.14	1.92	7.70
C*(8,L)C*C20	HD36	26.2	3.18	2.41	14.1	2.16	1.91	7.70
C*9C*B12	HD36	26.0	3.10	2.46	14.1	2.12	1.95	7.70
C*9C*C16	HD36	26.0	3.14	2.43	14.0	2.14	1.92	7.70
C*9C*C20	HD36	26.0	3.12	2.44	14.1	2.12	1.95	7.70
G*9V*A12	FC/MC/PC32A	27.6	3.44	2.35	16.1	2.44	1.93	7.80
G*9V*A12	FC/MC/PC36A	27.6	3.46	2.34	16.1	2.46	1.92	7.80
G*9V*A12	FC/MC/PC37A	28.0	3.48	2.36	16.4	2.46	1.95	7.90
G*9V*B12	FC/MC/PC43B	28.0	3.50	2.34	16.3	2.48	1.93	7.90
G*9V*C16	FC/MC/PC43C	27.8	3.56	2.29	16.2	2.52	1.88	7.90
G*9V*C20	FC/MC/PC43C	27.6	3.60	2.25	16.1	2.56	1.84	8.00
G*9V*C16	HC42	27.8	3.56	2.29	16.2	2.52	1.88	7.90
G*9V*C20	HC42	27.6	3.60	2.25	16.1	2.54	1.86	8.00
G*9V*A12	HD36	26.2	3.06	2.51	14.2	2.10	1.98	7.30
G*9V*B12	HD36	26.0	3.10	2.46	14.1	2.12	1.95	7.70
G*9V*C16	HD36	26.0	3.14	2.43	14.0	2.14	1.92	7.70
G*9V*C20	HD36	26.0	3.12	2.44	14.1	2.12	1.95	7.70
G*9V*A12	UC36A	27.6	3.42	2.37	14.7	2.22	1.94	7.80

1. Rated CFM same as for cooling.
2. Heating MBH based on ARI standards of 70° DB entering indoor air, 72% RH outdoor air with 25 feet of interconnecting piping and no supplemental electric heat operation.
3. Variable speed furnaces have B.O.D (Blower on Delay) standard.  
CP equals MBH output divided by (total KW input x 3.412).  
HSPF (Heating Seasonal Performance Factor) is the total heating output during a normal annual usage period for heating divided by the total electric power input during the same period.  
— = Not Applicable.

## HEATING CAPACITY - CHJD36S41S1With Variable Speed Furnaces

VARIABLE SPEED FURNACE	COIL <sup>1</sup> MODEL	ARI HEATING <sup>2</sup>						
		47°F			17°F			HSPF
		MBH	COP	KW	MBH	COP	KW	STD
<b>13 SEER HP WITH VARIABLE SPEED FURNACES<sup>3</sup></b>								
(F,L)C8(C,V)*A12	FC/MC/PC37A	35.0	3.46	2.96	21.2	2.38	2.61	8.00
FC9V*A12	FC/MC/PC37A	35.0	3.40	3.02	21.0	2.38	2.59	8.00
(F,L)C8(C,V)*B16	FC/MC/PC43B	35.0	3.54	2.90	20.8	2.44	2.50	8.00
(F,L)C8(C,V)*C16	FC/MC/PC43C	35.0	3.56	2.88	20.8	2.46	2.48	8.00
(F,L)C8(C,V)*C20	FC/MC/PC43C	35.0	3.58	2.87	20.6	2.46	2.45	8.00
FC9(C,V)*B12	FC/MC/PC43B	35.0	3.48	2.95	21.0	2.40	2.56	8.00
FC9(C,V)*C16	FC/MC/PC43C	35.0	3.56	2.88	20.8	2.46	2.48	8.00
FC9(C,V)*C20	FC/MC/PC43C	35.0	3.54	2.90	20.8	2.44	2.50	8.00
(F,L)C8(C,V)*C16	FC/MC/PC48C	35.0	3.58	2.87	20.6	2.48	2.43	8.00
(F,L)C8(C,V)*C20	FC/MC/PC48C	35.0	3.58	2.87	20.6	2.48	2.43	8.00
FC9(C,V)*C16	FC/MC/PC48C	35.0	3.56	2.88	20.8	2.46	2.48	8.00
FC9(C,V)*C20	FC/MC/PC48C	35.0	3.56	2.88	20.8	2.46	2.48	8.00
FC9(C,V)*D20	FC/MC/PC48D	35.0	3.56	2.88	20.8	2.46	2.48	8.00
(F,L)C8(C,V)*C16	HC42C	35.0	3.56	2.88	20.8	2.46	2.48	8.00
(F,L)C8(C,V)*C20	HC42C	35.0	3.58	2.87	20.6	2.48	2.43	8.00
FC9(C,V)*C16	HC42C	35.0	3.56	2.88	20.8	2.46	2.48	8.00
FC9(C,V)*C20	HC42C	35.0	3.54	2.90	20.8	2.44	2.50	8.00
(F,L)C8(C,V)*C16	HD48C	35.0	3.40	3.02	19.4	2.26	2.52	8.00
(F,L)C8(C,V)*C20	HD48C	35.0	3.40	3.02	19.4	2.28	2.49	8.00
FC9(C,V)*C16	HD48C	35.0	3.40	3.02	19.5	2.24	2.55	8.00
FC9(C,V)*C20	HD48C	35.0	3.40	3.02	19.5	2.24	2.55	8.00
FC9(C,V)*D20	HD48D	35.0	3.40	3.02	19.5	2.26	2.53	8.00
C*(8,L)C*A12	FC/MC/PC37A	34.6	3.36	3.02	20.2	2.44	2.43	8.20
C*(8,L)C*B12	FC/MC/PC43B	35.8	3.46	3.03	20.8	2.44	2.50	8.40
C*9C*B12	FC/MC/PC43B	35.8	3.48	3.02	20.8	2.44	2.50	8.40
C*(8,L)C*C16	FC/MC/PC43C	35.4	3.56	2.91	20.4	2.52	2.37	8.50
C*(8,L)C*C20	FC/MC/PC43C	35.4	3.56	2.91	20.4	2.52	2.37	8.50
C*9C*C16	FC/MC/PC43C	35.8	3.50	3.00	20.8	2.46	2.48	8.40
C*9C*C20	FC/MC/PC43C	35.6	3.54	2.95	20.6	2.50	2.42	8.50
C*(8,L)C*C16	FC/MC/PC48C	35.4	3.58	2.90	20.4	2.54	2.35	8.50
C*(8,L)C*C20	FC/MC/PC48C	35.4	3.62	2.87	20.4	2.56	2.34	8.60
C*9C*C16	FC/MC/PC48C	35.6	3.56	2.93	20.6	2.52	2.40	8.50
C*9C*C20	FC/MC/PC48C	36.2	3.58	2.96	21.0	2.50	2.46	8.60
C*(8,L)C*C16	HC42	35.4	3.56	2.91	20.4	2.52	2.37	8.50
C*(8,L)C*C20	HC42	35.4	3.58	2.90	20.4	2.54	2.35	8.50
C*9C*C16	HC42	35.8	3.50	3.00	20.8	2.46	2.48	8.40
C*9C*C20	HC42	35.6	3.54	2.95	20.6	2.50	2.42	8.50
C*(8,L)C*B12	HD48	34.2	3.22	3.11	19.2	2.24	2.51	8.00
C*(8,L)C*C16	HD48	34.0	3.28	3.04	19.0	2.30	2.42	8.10
C*(8,L)C*C20	HD48	34.0	3.30	3.02	18.9	2.32	2.39	8.10
C*9C*B12	HD48	34.4	3.22	3.13	19.3	2.24	2.53	8.00
C*9C*C16	HD48	34.2	3.26	3.07	19.1	2.28	2.46	8.00
C*9C*C20	HD48	34.8	3.30	3.09	19.5	2.28	2.51	8.10
C*(8,L)C*C16	UC48C	36.0	3.68	2.87	20.6	2.56	2.36	8.70
C*(8,L)C*C20	UC48C	35.8	3.72	2.82	20.6	2.60	2.32	8.70
C*9C*C16	UC48C	36.0	3.66	2.88	20.8	2.54	2.40	8.60
C*9C*C20	UC48C	36.6	3.64	2.95	21.0	2.52	2.44	8.70
G*9V*A12	FC/MC/PC36A	35.4	3.36	3.09	20.8	2.40	2.54	8.20
G*9V*A12	FC/MC/PC37A	35.4	3.40	3.05	20.8	2.42	2.52	8.30
G*9V*B12	FC/MC/PC43B	35.8	3.48	3.02	20.8	2.44	2.50	8.40

For Notes See Page 23.

## HEATING CAPACITY - CHJD36S41S1With Variable Speed Furnaces (Continued)

VARIABLE SPEED FURNACE	COIL <sup>1</sup> MODEL	ARI HEATING <sup>2</sup>						HSPF STD
		47°F			17°F			
		MBH	COP	KW	MBH	COP	KW	
G*9V*C16	FC/MC/PC43C	35.8	3.50	3.00	20.8	2.46	2.48	8.40
G*9V*C20	FC/MC/PC43C	35.6	3.54	2.95	20.6	2.50	2.42	8.50
G*9V*C16	FC/MC/PC48C	35.6	3.56	2.93	20.6	2.52	2.40	8.50
G*9V*C20	FC/MC/PC48C	36.2	3.58	2.96	21.0	2.50	2.46	8.60
G*9V*C16	HC42	35.8	3.50	3.00	20.8	2.46	2.48	8.40
G*9V*C20	HC42	35.6	3.54	2.95	20.6	2.50	2.42	8.50
G*9V*B12	HD48	34.4	3.22	3.13	19.3	2.24	2.53	8.00
G*9V*C16	HD48	34.2	3.26	3.07	19.1	2.28	2.46	8.00
G*9V*C20	HD48	34.8	3.30	3.09	19.5	2.28	2.51	8.10
G*9V*A12	UC36A	35.2	3.30	3.13	20.0	2.30	2.55	8.20
G*9V*C16	UC48C	36.0	3.66	2.88	20.8	2.54	2.40	8.60
G*9V*C20	UC48C	36.6	3.64	2.95	21.0	2.52	2.44	8.70

1. Rated CFM same as for cooling.
2. Heating MBH based on ARI standards of 70° DB entering indoor air, 72% RH outdoor air with 25 feet of interconnecting piping and no supplemental electric heat operation.
3. Variable speed furnaces have B.O.D (Blower on Delay) standard.  
CP equals MBH output divided by (total KW input x 3.412).  
HSPF (Heating Seasonal Performance Factor) is the total heating output during a normal annual usage period for heating divided by the total electric power input during the same period.  
— = Not Applicable.

## HEATING CAPACITY - CHJD42S41S1With Variable Speed Furnaces

VARIABLE SPEED FURNACE	COIL <sup>1</sup> MODEL	ARI HEATING <sup>2</sup>						HSPF STD
		47°F			17°F			
		MBH	COP	KW	MBH	COP	KW	
<b>13 SEER HP WITH VARIABLE SPEED FURNACES<sup>3</sup></b>								
(F,L)C8(C,V)*C16	FC/MC/PC48C	41.0	3.56	3.38	27.6	2.52	3.21	8.00
(F,L)C8(C,V)*C20	FC/MC/PC48C	41.0	3.58	3.36	27.6	2.52	3.21	8.00
FC9(C,V)*C16	FC/MC/PC48C	41.0	3.54	3.39	27.8	2.50	3.26	8.00
FC9(C,V)*C20	FC/MC/PC48C	41.0	3.56	3.38	27.6	2.52	3.21	8.00
FC9(C,V)*D20	FC/MC/PC48D	41.0	3.60	3.34	27.4	2.54	3.16	8.00
(F,L)C8(C,V)*C16	FC/MC/PC60C	41.0	3.76	3.20	27.4	2.62	3.07	8.00
(F,L)C8(C,V)*C20	FC/MC/PC60C	41.0	3.78	3.18	27.2	2.64	3.02	8.00
FC9(C,V)*C16	FC/MC/PC60C	41.0	3.72	3.23	27.4	2.60	3.09	8.00
FC9(C,V)*C20	FC/MC/PC60C	41.0	3.76	3.20	27.4	2.62	3.07	8.00
FC9(C,V)*D20	FC/MC/PC60D	41.0	3.80	3.16	27.2	2.66	3.00	8.00
(F,L)C8(C,V)*C16	HC42C	41.0	3.52	3.41	27.6	2.52	3.21	8.00
(F,L)C8(C,V)*C20	HC42C	41.0	3.54	3.39	27.4	2.54	3.16	8.00
FC9(C,V)*C16	HC42C	41.0	3.50	3.43	27.6	2.52	3.21	8.00
FC9(C,V)*C20	HC42C	41.0	3.54	3.39	27.4	2.54	3.16	8.00
FC9(C,V)*D20	HC60D	41.0	3.80	3.16	27.2	2.66	3.00	8.00
(F,L)C8(C,V)*C16	HD60C	41.0	3.20	3.76	27.2	2.30	3.47	8.00
(F,L)C8(C,V)*C20	HD60C	41.0	3.22	3.73	27.2	2.30	3.47	8.00
FC9(C,V)*C16	HD60C	41.0	3.18	3.78	27.4	2.28	3.52	8.00
FC9(C,V)*C20	HD60C	41.0	3.22	3.73	27.2	2.30	3.47	8.00
FC9(C,V)*D20	HD60D	41.0	3.24	3.71	27.0	2.32	3.41	8.00
C*(8,L)C*C16	FC/MC/PC48C	41.5	3.54	3.44	27.6	2.48	3.26	9.00
C*(8,L)C*C20	FC/MC/PC48C	41.5	3.56	3.42	27.4	2.50	3.21	9.00
C*9C*C16	FC/MC/PC48C	41.5	3.52	3.46	27.6	2.46	3.29	8.90
C*9C*C20	FC/MC/PC48C	42.0	3.50	3.52	27.8	2.46	3.31	8.90
C*9C*D20	FC/MC/PC48D	41.5	3.52	3.46	27.6	2.48	3.26	8.90

For Notes See Page 24.

**HEATING CAPACITY - CHJD42S41S1With Variable Speed Furnaces (Continued)**

VARIABLE SPEED FURNACE	COIL <sup>1</sup> MODEL	ARI HEATING <sup>2</sup>						
		47°F			17°F			HSPF
		MBH	COP	KW	MBH	COP	KW	STD
C*9C*D20	FC/MC/PC60D	42.0	3.66	3.36	27.4	2.54	3.16	9.00
C*9C*D20	FC/MC62D	42.0	3.60	3.42	27.0	2.48	3.19	9.00
C*(8,L)C*C16	FC/PC60C	42.0	3.68	3.34	27.4	2.56	3.14	9.00
C*(8,L)C*C20	FC/PC60C	41.5	3.72	3.27	27.2	2.58	3.09	9.10
C*9C*C16	FC/PC60C	42.0	3.58	3.44	27.8	2.50	3.26	9.00
C*9C*C20	FC/PC60C	42.0	3.64	3.38	27.6	2.52	3.21	9.00
C*(8,L)C*C16	HC42	41.5	3.50	3.48	27.6	2.46	3.29	8.90
C*(8,L)C*C20	HC42	41.5	3.50	3.48	27.6	2.46	3.29	8.90
C*9C*C16	HC42	41.5	3.46	3.52	27.8	2.44	3.34	8.90
C*9C*C20	HC42	41.5	3.48	3.50	27.6	2.44	3.32	8.90
C*(8,L)C*B12	HD48	41.0	3.12	3.85	27.0	2.20	3.60	8.70
C*(8,L)C*C16	HD48	41.0	3.22	3.73	26.8	2.26	3.48	8.80
C*(8,L)C*C20	HD48	41.0	3.16	3.80	26.8	2.22	3.54	8.80
C*9C*B12	HD48	40.5	2.96	4.01	26.8	2.12	3.71	8.70
C*9C*C16	HD48	41.0	3.14	3.83	27.0	2.20	3.60	8.70
C*9C*C20	HD48	41.0	3.20	3.76	26.8	2.22	3.54	8.70
C*9C*D20	HD48	41.0	3.24	3.71	27.0	2.26	3.50	8.80
C*(8,L)C*C16	UC48C	42.0	3.62	3.40	27.4	2.52	3.19	9.00
C*(8,L)C*C20	UC48C	41.5	3.64	3.34	27.4	2.54	3.16	9.00
C*9C*C16	UC48C	42.0	3.60	3.42	27.6	2.50	3.24	9.00
C*9C*C20	UC48C	42.0	3.58	3.44	27.6	2.50	3.24	9.00
C*9C*D20	UC48D	42.0	3.62	3.40	27.4	2.52	3.19	9.00
C*(8,L)C*C16	UC60C	41.5	3.64	3.34	27.0	2.50	3.17	9.00
C*(8,L)C*C20	UC60C	41.5	3.66	3.32	27.0	2.52	3.14	9.10
C*9C*C16	UC60C	42.0	3.54	3.48	27.4	2.46	3.26	8.90
C*9C*C20	UC60C	42.0	3.58	3.44	27.2	2.48	3.21	9.00
C*9C*D20	UC60D	42.0	3.62	3.40	27.2	2.50	3.19	9.00
G*9V*C16	FC/MC/PC48C	41.5	3.52	3.46	27.6	2.46	3.29	8.90
G*9V*C20	FC/MC/PC48C	42.0	3.50	3.52	27.8	2.46	3.31	8.90
G*9V*D20	FC/MC/PC48D	41.5	3.52	3.46	27.6	2.48	3.26	8.90
G*9V*D20	FC/MC/PC60D	42.0	3.66	3.36	27.4	2.54	3.16	9.00
G*9V*D20	FC/MC62D	42.0	3.60	3.42	27.0	2.48	3.19	9.00
G*9V*C16	FC/PC60C	42.0	3.58	3.44	27.8	2.50	3.26	9.00
G*9V*C20	FC/PC60C	42.0	3.64	3.38	27.6	2.52	3.21	9.00
G*9V*C16	HC42	41.5	3.46	3.52	27.8	2.44	3.34	8.90
G*9V*C20	HC42	41.5	3.48	3.50	27.6	2.44	3.32	8.90
G*9V*B12	HD48	40.5	2.96	4.01	26.8	2.12	3.71	8.70
G*9V*C16	HD48	41.0	3.14	3.83	27.0	2.20	3.60	8.70
G*9V*C20	HD48	41.0	3.20	3.76	26.8	2.22	3.54	8.70
G*9V*D20	HD48	41.0	3.24	3.71	27.0	2.26	3.50	8.80
G*9V*C16	UC48C	42.0	3.60	3.42	27.6	2.50	3.24	9.00
G*9V*C20	UC48C	42.0	3.58	3.44	27.6	2.50	3.24	9.00
G*9V*D20	UC48D	42.0	3.62	3.40	27.4	2.52	3.19	9.00
G*9V*C16	UC60C	42.0	3.54	3.48	27.4	2.46	3.26	8.90
G*9V*C20	UC60C	42.0	3.58	3.44	27.2	2.48	3.21	9.00
G*9V*D20	UC60D	42.0	3.62	3.40	27.2	2.50	3.19	9.00

1. Rated CFM same as for cooling.

2. Heating MBH based on ARI standards of 70° DB entering indoor air, 72% RH outdoor air with 25 feet of interconnecting piping and no supplemental electric heat operation.

3. Variable speed furnaces have B.O.D (Blower on Delay) standard.

CP equals MBH output divided by (total KW input x 3.412).

HSPF (Heating Seasonal Performance Factor) is the total heating output during a normal annual usage period for heating divided by the total electric power input during the same period.

— = Not Applicable.

## HEATING CAPACITY - CHJD48S41S1 With Variable Speed Furnaces

VARIABLE SPEED FURNACE	COIL <sup>1</sup> MODEL	ARI HEATING <sup>2</sup>						HSPF STD
		47°F			17°F			
		MBH	COP	KW	MBH	COP	KW	
<b>13 SEER HP WITH VARIABLE SPEED FURNACES<sup>3</sup></b>								
(F,L)C8(C,V)*C16	FC/MC/PC48C	50.0	3.28	4.47	30.6	2.24	4.00	8.00
(F,L)C8(C,V)*C20	FC/MC/PC48C	50.5	3.34	4.43	30.6	2.26	3.97	8.00
FC9(C,V)*C16	FC/MC/PC48C	50.5	3.32	4.46	30.8	2.24	4.03	8.00
FC9(C,V)*C20	FC/MC/PC48C	50.5	3.34	4.43	30.6	2.26	3.97	8.00
FC9(C,V)*D20	FC/MC/PC48D	50.0	3.38	4.34	30.6	2.28	3.93	8.00
(F,L)C8(C,V)*C16	FC/MC/PC60C	50.5	3.50	4.23	30.4	2.34	3.81	8.00
(F,L)C8(C,V)*C20	FC/MC/PC60C	50.5	3.56	4.16	30.4	2.38	3.74	8.00
FC9(C,V)*C16	FC/MC/PC60C	51.0	3.52	4.25	30.6	2.34	3.83	8.00
FC9(C,V)*C20	FC/MC/PC60C	50.5	3.54	4.18	30.4	2.36	3.78	8.00
FC9(C,V)*D20	FC/MC/PC60D	50.5	3.58	4.13	30.2	2.38	3.72	8.00
FC9(C,V)*D20	HC60D	50.5	3.58	4.13	30.2	2.38	3.72	8.00
(F,L)C8(C,V)*C16	HD60C	49.5	2.94	4.93	30.4	2.04	4.37	8.00
(F,L)C8(C,V)*C20	HD60C	49.5	3.02	4.80	30.4	2.08	4.28	8.00
FC9(C,V)*C16	HD60C	50.0	2.98	4.92	30.6	2.06	4.35	8.00
FC9(C,V)*C20	HD60C	49.5	3.00	4.84	30.4	2.06	4.33	8.00
FC9(C,V)*D20	HD60D	49.5	3.04	4.77	30.2	2.08	4.26	8.00
(F,L)C8(C,V)*C20	MC62C	50.5	3.42	4.33	30.4	2.30	3.87	8.00
FC9(C,V)*C16	MC62C	50.5	3.38	4.38	30.6	2.28	3.93	8.00
FC9(C,V)*C20	MC62C	50.5	3.40	4.35	30.4	2.30	3.87	8.00
FC9(C,V)*D20	MC62D	50.0	3.44	4.26	30.2	2.32	3.82	8.00
C*9C*D20	FC/MC/PC60D	47.5	3.38	4.12	30.4	2.38	3.74	8.50
C*9C*D20	FC/MC62D	48.0	3.44	4.09	30.2	2.40	3.69	8.50
C*(8,L)C*C16	FC/PC60C	47.5	3.40	4.09	30.4	2.40	3.71	8.50
C*(8,L)C*C20	FC/PC60C	47.5	3.46	4.02	30.2	2.42	3.66	8.60
C*9C*C16	FC/PC60C	48.0	3.38	4.16	30.6	2.38	3.77	8.50
C*9C*C20	FC/PC60C	48.0	3.38	4.16	30.6	2.38	3.77	8.50
C*9C*D20	HC60	48.0	3.48	4.04	30.4	2.44	3.65	8.50
C*(8,L)C*C16	HD60	47.0	3.22	4.28	30.2	2.24	3.95	8.40
C*(8,L)C*C20	HD60	47.0	3.24	4.25	30.0	2.28	3.86	8.40
C*9C*C16	HD60	47.5	3.18	4.38	30.2	2.24	3.95	8.40
C*9C*C20	HD60	47.5	3.18	4.38	30.2	2.24	3.95	8.40
C*9C*D20	HD60	47.5	3.20	4.35	30.2	2.24	3.95	8.40
C*(8,L)C*C16	UC60C	47.5	3.46	4.02	30.2	2.42	3.66	8.50
C*(8,L)C*C20	UC60C	47.5	3.52	3.95	30.0	2.46	3.57	8.60
C*9C*C16	UC60C	48.0	3.44	4.09	30.4	2.42	3.68	8.50
C*9C*C20	UC60C	48.0	3.44	4.09	30.4	2.42	3.68	8.50
C*9C*D20	UC60D	48.0	3.44	4.09	30.2	2.42	3.66	8.50
G*9V*D20	FC/MC/PC60D	47.5	3.38	4.12	30.4	2.38	3.74	8.50
G*9V*D20	FC/MC62D	48.0	3.44	4.09	30.2	2.40	3.69	8.50
G*9V*C16	FC/PC60C	48.0	3.38	4.16	30.6	2.38	3.77	8.50
G*9V*C20	FC/PC60C	48.0	3.38	4.16	30.6	2.38	3.77	8.50
G*9V*D20	HC60	48.0	3.48	4.04	30.4	2.44	3.65	8.50
G*9V*C16	HD60	47.5	3.18	4.38	30.2	2.24	3.95	8.40
G*9V*C20	HD60	47.5	3.18	4.38	30.2	2.24	3.95	8.40
G*9V*D20	HD60	47.5	3.20	4.35	30.2	2.24	3.95	8.40
G*9V*C16	UC60C	48.0	3.44	4.09	30.4	2.42	3.68	8.50
G*9V*C20	UC60C	48.0	3.44	4.09	30.4	2.42	3.68	8.50
G*9V*D20	UC60D	48.0	3.44	4.09	30.2	2.42	3.66	8.50

1. Rated CFM same as for cooling.

2. Heating MBH based on ARI standards of 70° DB entering indoor air, 72% RH outdoor air with 25 feet of interconnecting piping and no supplemental electric heat operation.

3. Variable speed furnaces have B.O.D (Blower on Delay) standard.

CP equals MBH output divided by (total KW input x 3.412).

HSPF (Heating Seasonal Performance Factor) is the total heating output during a normal annual usage period for heating divided by the total electric power input during the same period.

— = Not Applicable.

**HEATING CAPACITY - CHJD60S41S1 With Variable Speed Furnaces**

VARIABLE SPEED FURNACE	COIL <sup>1</sup> MODEL	ARI HEATING <sup>2</sup>						
		47°F			17°F			HSPF
		MBH	COP	KW	MBH	COP	KW	STD
<b>13 SEER HP WITH VARIABLE SPEED FURNACES<sup>3</sup></b>								
(F,L)C8(C,V)*C20	MC62C	56.5	3.52	4.70	35.2	2.44	4.23	8.00
FC9(C,V)*C20	MC62C	56.5	3.44	4.81	35.2	2.42	4.26	8.00
FC9(C,V)*D20	MC62D	56.0	3.46	4.74	35.0	2.42	4.24	8.00
C*9C*D20	FC/MC/PC60D	55.5	3.30	4.93	35.0	2.40	4.27	8.50
C*(8,L)C*C20	FC/MC62D	55.5	3.42	4.76	34.6	2.44	4.16	8.60
C*9C*C20	FC/MC62D	56.0	3.36	4.88	35.0	2.40	4.27	8.60
G*9V*D20	FC/MC/PC60D	55.5	3.30	4.93	35.0	2.40	4.27	8.50
G*9V*C20	FC/MC62D	56.0	3.36	4.88	35.0	2.40	4.27	8.60

1. Rated CFM same as for cooling.
2. Heating MBH based on ARI standards of 70° DB entering indoor air, 72% RH outdoor air with 25 feet of interconnecting piping and no supplemental electric heat operation.
3. Variable speed furnaces have B.O.D (Blower on Delay) standard.  
CP equals MBH output divided by (total KW input x 3.412).  
HSPF (Heating Seasonal Performance Factor) is the total heating output during a normal annual usage period for heating divided by the total electric power input during the same period.  
— = Not Applicable.

**ACCESSORIES**

Refer to Price Manual for specific model numbers.

**Start Assist Kit (2SA067\*)** - May be required on 42, 48, 60 models. Models 18, 24, 30, 36 have been factory installed.

**Blower Time Delay** - Available to increase efficiency when installed. Installs on indoor section and maintains blower for approximately one minute after cooling thermostat has been satisfied.

**Hard Start Kits** - Provides required starting torque for use with Thermal Expansion Valve Kit.

**Low Temperature Cutout (2LT06700224)** - Prevents heat pump operation below -10°F ambient temperature.

**Compressor Blanket** - Designed to further reduce the normal operating sound.

**Add-on Fossil Fuel Control** - Interface controls for use with gas, oil furnaces and the heat pump system are available.

**Thermal Expansion Valve Kit** - 1TVM900 Series TXV kit used to improve system performance.

**Outdoor Thermostat (2TD06700124)** - Provides additional staging of supplemental electric heat.

**Room Thermostats** - A wide selection of matching thermostats is available to provide features required for any installation.

2H/1C, manual changeover electronic non-programmable thermostat.

3H/2C, non-programmable digital thermostat.

3H/2C, auto/manual changeover, electronic programmable, 7-day, hardwire thermostat.

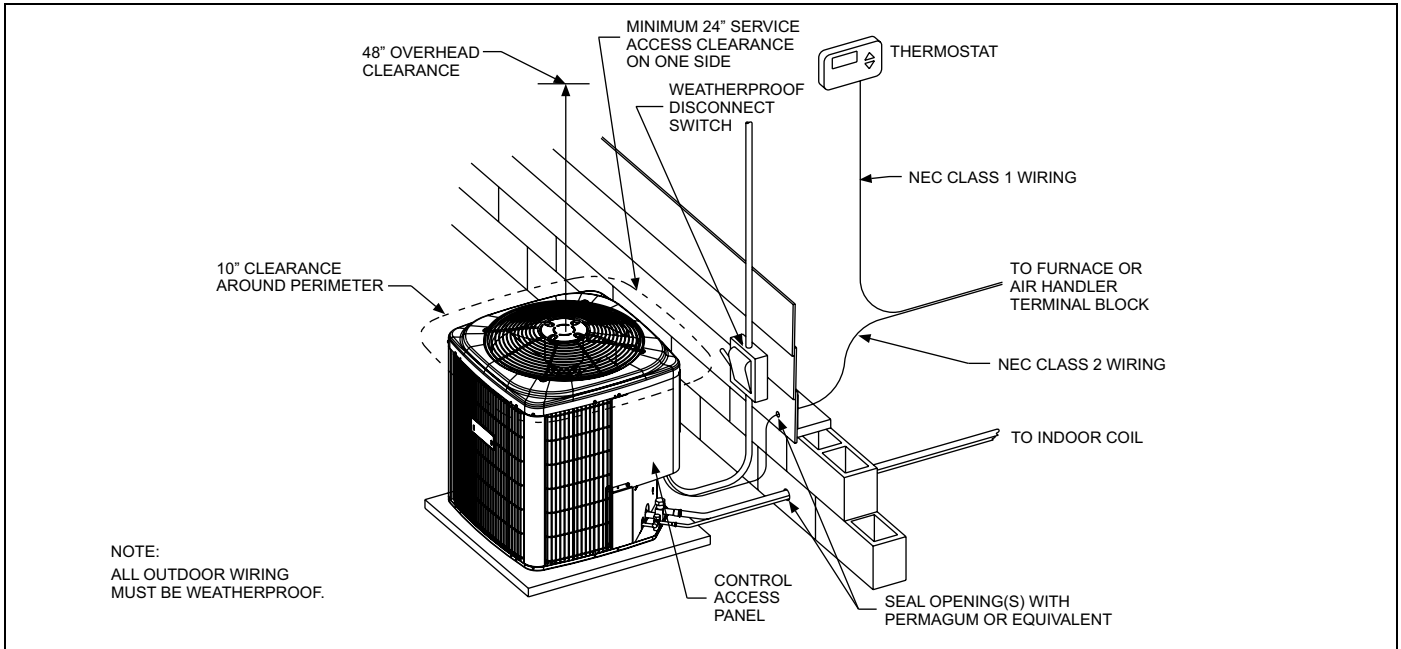
\* For the most current accessory information, refer to the price book or consult factory.

**SOUND POWER RATINGS**

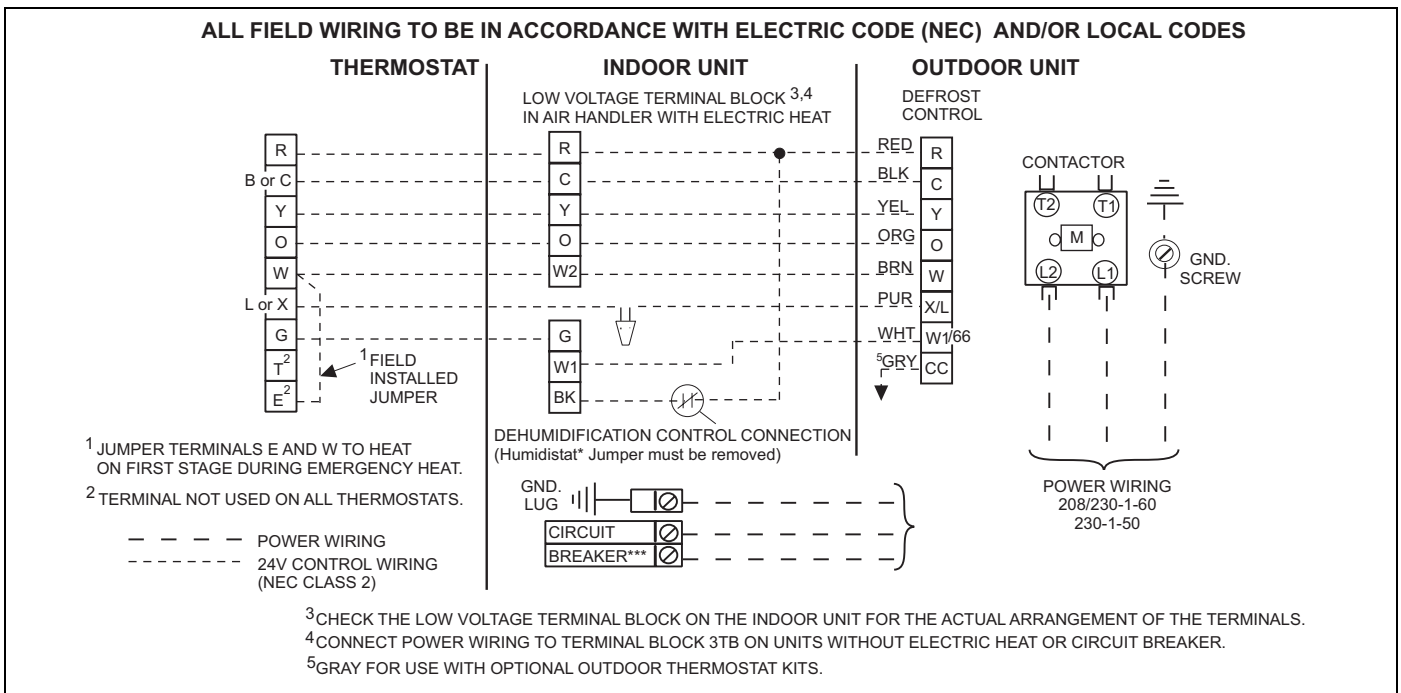
UNIT MODEL	(dBA)*	
	Cooling	Heating
018	73.1	80.4
024	72.9	75.0
030	76.8	80.4
036	76.5	78.2
042	72.7	75.2
048	76.7	78.1
060	77.2	78.9

\* Rated in accordance with ARI 270-95 Standards.

### TYPICAL INSTALLATION



### TYPICAL FIELD WIRING



<b>COOLING PERFORMANCE DATA</b>																
<b>CONDENSING UNIT MODEL NO.</b>		<b>CHJD18S41S1</b>														
<b>INDOOR COIL MODEL NO.</b>		<b>AHP18</b>														
<b>CONDENSING ENTERING AIR TEMPERATURE</b>	IDCFM	450					600					750				
	ID DB (°F)	80	80	75	80	80	80	80	75	80	80	80	80	75	80	80
	ID WB (°F)	57	62	62	67	72	57	62	62	67	72	57	62	62	67	72
65	T.C.	17.6	20.2	20.2	22.5	24.9	20.4	21.5	21.8	24.2	26.7	23.2	22.7	23.4	25.9	28.4
	S.C.	16.0	14.5	12.5	12.6	10.7	18.5	17.5	14.7	14.7	11.9	21.1	20.6	16.9	16.9	13.2
	KW	1.1	1.1	1.1	1.1	1.1	1.1	1.1	1.1	1.1	1.1	1.1	1.1	1.1	1.1	1.0
75	T.C.	16.6	18.6	18.6	20.7	23.0	19.1	19.9	19.9	22.1	24.6	21.6	21.2	21.2	23.6	26.1
	S.C.	15.0	13.8	11.8	11.9	10.0	17.3	16.5	14.0	14.0	11.2	19.6	19.3	16.1	16.1	12.4
	KW	1.2	1.2	1.2	1.2	1.2	1.2	1.2	1.2	1.2	1.2	1.2	1.2	1.2	1.2	1.2
85	T.C.	15.6	16.9	16.9	19.0	21.2	17.7	18.3	18.0	20.1	22.5	19.9	19.7	19.1	21.3	23.7
	S.C.	14.1	13.1	11.1	11.2	9.3	16.1	15.5	13.2	13.2	10.5	18.1	17.9	15.3	15.3	11.6
	KW	1.2	1.3	1.3	1.3	1.3	1.3	1.3	1.3	1.3	1.3	1.3	1.3	1.3	1.3	1.3
95	T.C.	14.5	15.3	15.3	17.2	19.3	16.4	16.8	16.1	18.1	20.3	18.3	18.3	16.9	19.0	21.4
	S.C.	13.2	12.4	10.4	10.5	8.6	14.9	14.5	12.4	12.5	9.7	16.6	16.6	14.5	14.5	10.8
	KW	1.3	1.3	1.3	1.4	1.4	1.4	1.4	1.4	1.4	1.4	1.4	1.4	1.4	1.4	1.4
105	T.C.	13.2	13.6	13.4	15.2	17.0	14.7	14.9	14.2	16.0	17.9	16.3	16.3	15.0	16.7	18.7
	S.C.	11.9	11.3	9.6	9.7	7.8	13.3	13.0	11.3	11.5	8.9	14.8	14.8	13.1	13.3	10.1
	KW	1.4	1.4	1.4	1.5	1.5	1.5	1.5	1.4	1.5	1.5	1.5	1.5	1.5	1.5	1.5
115	T.C.	11.8	12.0	11.5	13.2	14.8	13.1	13.1	12.3	13.9	15.5	14.3	14.3	13.2	14.5	16.1
	S.C.	10.7	10.4	8.9	9.0	7.1	11.9	11.7	10.3	10.6	8.2	13.0	13.0	11.7	12.3	9.3
	KW	1.5	1.5	1.5	1.5	1.6	1.5	1.6	1.5	1.6	1.6	1.6	1.6	1.6	1.6	1.6
125	T.C.	10.5	10.3	9.7	11.2	12.6	11.4	11.3	10.5	11.8	13.1	12.3	12.3	11.3	12.3	13.6
	S.C.	9.5	9.4	8.2	8.3	6.3	10.4	10.3	9.2	9.7	7.4	11.2	11.2	10.3	11.2	8.6
	KW	1.6	1.6	1.6	1.6	1.7	1.6	1.6	1.6	1.7	1.7	1.7	1.7	1.7	1.7	1.7

**NOTE:** ALL CAPACITIES INCLUDE INDOOR FAN HEAT AT 1250 BTUH/1000 CFM.

#### Multipliers for determining the performance with other indoor sections.

**NOTE:** For dry bulb temperatures different than those listed (between 73-87 F), sensible capacity increases by 1060 BTUH per 1000 CFM per degree above the listed temperature and decreases by 1060 BTUH per 1000 CFM per degree below the listed temperature.

Air Handler	Coil	T.C.	S.C.	KW
–	FC/MC/PC18	0.99	0.99	1.00
–	FC/MC/PC24	1.01	1.01	1.00
–	HC18	0.99	0.99	1.00
–	HC30	1.01	1.01	1.00
–	HD24	1.03	1.02	1.00
AHP18	–	0.97	0.96	1.00
AV24	–	1.03	1.02	1.00
F4FP024	–	1.00	0.99	1.00
MA08B	FC/MC/PC18B	0.99	0.99	1.00
MV12B	FC/MC/PC18B	1.02	1.01	1.00
MA08B	FC/MC/PC24B	1.01	1.01	1.00
MV12B	FC/MC/PC24B	1.04	1.04	1.00

Continued on Page 29.

Variable Speed Furnace	Coil	T.C.	S.C.	KW
(F,L)C8(C,V)*A12	FC/MC/PC18A	1.02	1.02	1.00
FC9V*A12	FC/MC/PC18A	1.02	1.01	1.00
FC9(C,V)*B12	FC/MC/PC18B	1.02	1.01	1.00
(F,L)C8(C,V)*B16	FC/MC/PC/UC18B	1.02	1.01	1.00
(F,L)C8(C,V)*A12	FC/MC/PC24A	1.04	1.04	1.00
FC9V*A12	FC/MC/PC24A	1.03	1.04	1.00
FC9(C,V)*B12	FC/MC/PC24B	1.04	1.04	1.00
(F,L)C8(C,V)*B16	FC/MC/PC/UC24B	1.04	1.04	1.00
(F,L)C8(C,V)*A12	HC18A	1.02	1.02	1.00
FC9V*A12	HC18A	1.02	1.01	1.00
(F,L)C8(C,V)*A12	HC30A	1.03	1.04	1.00
FC9V*A12	HC30A	1.03	1.03	1.00
(F,L)C8(C,V)*A12	HD24A	1.06	1.05	1.00
FC9V*A12	HD24A	1.05	1.05	1.00
FC9(C,V)*B12	HD24	1.05	1.05	1.00
(F,L)C8(C,V)*B16	HD24	1.05	1.05	1.00
C*(8,L)C*A12	FC/MC/PC18A	1.03	1.05	0.93
C*(8,L)C*B12	FC/MC/PC18B	1.02	1.01	0.92
C*9C*B12	FC/MC/PC18B	1.03	1.04	0.92
C*(8,L)C*A12	FC/MC/PC24A	1.06	1.08	0.94
C*(8,L)C*B12	FC/MC/PC24B	1.04	1.04	0.92
C*9C*B12	FC/MC/PC24B	1.06	1.08	0.93
C*(8,L)C*A12	FC/MC/PC30A	1.06	1.08	0.94
C*(8,L)C*B12	FC/MC/PC30B	1.04	1.04	0.92
C*9C*B12	FC/MC/PC30B	1.06	1.08	0.93
C*(8,L)C*A12	HC18	1.03	1.05	0.93
C*(8,L)C*A12	HC30	1.04	1.04	0.94

Variable Speed Furnace	Coil	T.C.	S.C.	KW
C*(8,L)C*A12	HD24	1.06	1.08	0.94
C*(8,L)C*B12	HD24	1.05	1.04	0.92
C*9C*B12	HD24	1.06	1.08	0.93
C*(8,L)C*A12	UC18A	1.04	1.05	0.93
C*(8,L)C*B12	UC18B	1.03	1.03	0.92
C*9C*B12	UC18B	1.04	1.05	0.92
C*(8,L)C*A12	UC24A	1.06	1.09	0.94
C*(8,L)C*B12	UC24B	1.05	1.05	0.92
C*9C*B12	UC24B	1.06	1.09	0.93
C*(8,L)C*A12	UC30A	1.06	1.09	0.94
C*(8,L)C*B12	UC30B	1.05	1.05	0.92
C*9C*B12	UC30B	1.06	1.09	0.93
G*9V*A12	FC/MC/PC18A	1.03	1.04	0.95
G*9V*B12	FC/MC/PC18B	1.03	1.04	0.92
G*9V*A12	FC/MC/PC24A	1.04	1.06	0.95
G*9V*B12	FC/MC/PC24B	1.06	1.08	0.93
G*9V*A12	FC/MC/PC30A	1.04	1.06	0.95
G*9V*B12	FC/MC/PC30B	1.06	1.08	0.93
G*9V*A12	HC18	1.03	1.04	0.95
G*9V*A12	HD24	1.06	1.07	0.95
G*9V*B12	HD24	1.06	1.08	0.93
G*9V*A12	UC18A	1.04	1.05	0.95
G*9V*B12	UC18B	1.04	1.05	0.92
G*9V*A12	UC24A	1.06	1.08	0.95
G*9V*B12	UC24B	1.06	1.09	0.93
G*9V*A12	UC30A	1.06	1.08	0.95
G*9V*B12	UC30B	1.06	1.09	0.93

<b>COOLING PERFORMANCE DATA</b>																
<b>CONDENSING UNIT MODEL NO.</b>		<b>CHJD24S41S1</b>														
<b>INDOOR COIL MODEL NO.</b>		<b>AHP30</b>														
<b>CONDENSING ENTERING AIR TEMPERATURE</b>	IDCFM	600					800					1000				
	ID DB (°F)	80	80	75	80	80	80	80	75	80	80	80	80	75	80	80
	ID WB (°F)	57	62	62	67	72	57	62	62	67	72	57	62	62	67	72
65	T.C.	22.9	26.4	25.6	29.2	31.5	25.8	28.0	27.2	30.7	33.2	28.8	29.6	28.8	32.2	35.0
	S.C.	21.8	20.2	17.3	17.7	15.1	24.6	23.7	19.4	19.6	16.2	27.4	27.2	21.5	21.6	17.4
	KW	1.5	1.5	1.5	1.5	1.5	1.5	1.5	1.5	1.5	1.5	1.5	1.5	1.5	1.5	1.5
75	T.C.	21.9	24.6	24.1	27.3	29.5	24.5	26.0	25.5	28.6	31.1	27.0	27.4	26.9	30.0	32.6
	S.C.	20.8	19.4	16.5	16.8	14.3	23.3	22.4	18.6	18.8	15.4	25.7	25.4	20.7	20.8	16.5
	KW	1.6	1.6	1.6	1.6	1.6	1.6	1.6	1.6	1.6	1.6	1.6	1.6	1.6	1.6	1.6
85	T.C.	20.9	22.9	22.6	25.3	27.6	23.1	24.1	23.7	26.5	28.9	25.3	25.3	24.9	27.8	30.3
	S.C.	19.9	18.6	15.8	16.0	13.4	22.0	21.2	17.9	18.0	14.5	24.1	23.7	20.0	20.0	15.6
	KW	1.7	1.7	1.7	1.7	1.8	1.7	1.7	1.7	1.8	1.8	1.8	1.7	1.7	1.8	1.8
95	T.C.	19.8	21.1	21.0	23.4	25.6	21.7	22.1	22.0	24.5	26.8	23.5	23.1	23.0	25.6	27.9
	S.C.	18.9	17.8	15.0	15.1	12.6	20.6	19.9	17.1	17.2	13.7	22.4	22.0	19.2	19.2	14.8
	KW	1.8	1.8	1.8	1.9	1.9	1.9	1.9	1.9	1.9	1.9	1.9	1.9	1.9	1.9	1.9
105	T.C.	18.4	19.1	19.2	21.5	23.5	20.1	20.3	20.0	22.3	24.5	21.8	21.5	20.8	23.2	25.5
	S.C.	17.6	16.7	14.3	14.4	11.7	19.2	18.6	16.2	16.4	12.8	20.8	20.5	18.1	18.4	13.9
	KW	1.9	2.0	2.0	2.0	2.0	2.0	2.0	2.0	2.0	2.0	2.0	2.0	2.0	2.0	2.1
115	T.C.	17.1	17.3	17.4	19.6	21.5	18.6	18.6	18.0	20.2	22.3	20.1	20.0	18.7	20.9	23.1
	S.C.	16.3	15.7	13.5	13.6	10.8	17.7	17.4	15.2	15.6	12.0	19.2	19.1	16.9	17.6	13.1
	KW	2.1	2.1	2.1	2.1	2.2	2.1	2.1	2.1	2.1	2.2	2.2	2.2	2.1	2.2	2.2
125	T.C.	15.8	15.4	15.6	17.7	19.5	17.1	17.0	16.1	18.2	20.1	18.5	18.5	16.6	18.6	20.7
	S.C.	15.0	14.7	12.7	12.9	10.0	16.3	16.1	14.3	14.9	11.1	17.6	17.6	15.8	16.9	12.2
	KW	2.2	2.2	2.2	2.2	2.3	2.2	2.2	2.2	2.3	2.3	2.3	2.3	2.2	2.3	2.3

**NOTE:** ALL CAPACITIES INCLUDE INDOOR FAN HEAT AT 1250 BTUH/1000 CFM.

#### Multipliers for determining the performance with other indoor sections.

**NOTE:** For dry bulb temperatures different than those listed (between 73-87 F), sensible capacity increases by 1060 BTUH per 1000 CFM per degree above the listed temperature and decreases by 1060 BTUH per 1000 CFM per degree below the listed temperature.

<b>Air Handler</b>	<b>Coil</b>	<b>T.C.</b>	<b>S.C.</b>	<b>KW</b>
–	FC/MC/PC24	0.98	0.98	1.00
–	FC/MC/PC30	0.98	0.98	1.00
–	FC/MC/PC32	1.00	1.00	1.00
–	FC/MC/PC35	1.00	1.00	1.00
–	HC30	0.98	0.99	1.00
–	HC36	1.00	1.00	1.00
–	HD36	0.98	0.94	1.00
AHP30	–	0.99	0.98	1.00
AV24	–	0.99	0.98	1.00
AV36	–	1.03	1.03	1.00
F4FP030	–	0.99	0.97	1.00
MA08B	FC/MC/PC24B	0.98	0.98	1.00
MV12B	FC/MC/PC24B	1.01	1.00	1.00
MA08B	FC/MC/PC30B	0.98	0.98	1.00
MV12B	FC/MC/PC30B	1.01	1.01	1.00
MA08B	FC/MC/PC35B	1.00	1.00	1.00
MV12B	FC/MC/PC35B	1.02	1.02	1.00
MV16C	FC/MC/PC35C	1.02	1.02	1.00

Continued on Page 31.

Variable Speed Furnace	Coil	T.C.	S.C.	KW
(F,L)C8(C,V)*A12	FC/MC/PC24A	1.00	0.98	1.00
FC9V*A12	FC/MC/PC24A	1.00	1.00	1.00
FC9(C,V)*B12	FC/MC/PC24B	1.00	1.00	1.00
(F,L)C8(C,V)*A12	FC/MC/PC30A	1.00	0.98	1.00
FC9V*A12	FC/MC/PC30A	1.00	1.00	1.00
FC9(C,V)*B12	FC/MC/PC30B	1.00	1.00	1.00
(F,L)C8(C,V)*A12	FC/MC/PC32A	1.01	1.00	1.00
FC9V*A12	FC/MC/PC32A	1.01	1.01	1.00
FC9(C,V)*B12	FC/MC/PC35B	1.02	1.02	1.00
FC9(C,V)*C16	FC/MC/PC35C	1.03	1.06	1.00
(F,L)C8(C,V)*A12	HC30A	1.00	0.99	1.00
FC9V*A12	HC30A	1.00	1.00	1.00
FC9(C,V)*B12	HC36B	1.02	1.02	1.00
(F,L)C8(C,V)*A12	HD36A	0.99	0.95	1.00
FC9V*A12	HD36A	1.00	0.96	1.00
FC9(C,V)*B12	HD36B	1.00	0.96	1.00
C*(8,L)C*A12	FC/MC/PC32A	1.01	1.01	0.94
C*(8,L)C*B12	FC/MC/PC35B	1.02	1.01	0.93
C*9C*B12	FC/MC/PC35B	1.03	1.03	0.94
C*(8,L)C*A12	FC/MC/PC37A	1.03	1.04	0.95
C*(8,L)C*B12	FC/MC/PC43B	1.03	1.02	0.93
C*9C*B12	FC/MC/PC43B	1.04	1.04	0.94
C*(8,L)C*B12	HC36	1.02	1.00	0.93

Variable Speed Furnace	Coil	T.C.	S.C.	KW
C*9C*B12	HC36	1.03	1.03	0.94
C*(8,L)C*A12	HD36	1.00	0.99	0.93
C*(8,L)C*B12	HD36	1.00	0.96	0.93
C*(8,L)C*C16	HD36	1.02	1.02	0.92
C*(8,L)C*C20	HD36	1.00	0.96	0.91
C*9C*B12	HD36	1.00	0.99	0.93
C*9C*C16	HD36	1.00	1.00	0.92
C*9C*C20	HD36	1.00	0.96	0.92
G*9V*A12	FC/MC/PC24A	1.01	1.00	0.95
G*9V*A12	FC/MC/PC30A	1.01	1.00	0.95
G*9V*A12	FC/MC/PC32A	1.02	1.01	0.97
G*9V*B12	FC/MC/PC35B	1.03	1.03	0.94
G*9V*A12	FC/MC/PC36A	1.02	1.01	0.95
G*9V*A12	FC/MC/PC37A	1.03	1.03	0.96
G*9V*B12	FC/MC/PC43B	1.04	1.04	0.94
G*9V*A12	HC30	1.00	1.00	0.95
G*9V*B12	HC36	1.03	1.03	0.94
G*9V*A12	HD36	1.00	0.98	0.95
G*9V*B12	HD36	1.00	0.99	0.93
G*9V*C16	HD36	1.00	1.00	0.92
G*9V*C20	HD36	1.00	0.96	0.92
G*9V*A12	UC24A	1.02	1.02	0.95
G*9V*A12	UC30A	1.02	1.02	0.95
G*9V*A12	UC36A	1.01	1.01	0.95

<b>COOLING PERFORMANCE DATA</b>																
<b>CONDENSING UNIT MODEL NO.</b>		<b>CHJD30S41S1</b>														
<b>INDOOR COIL MODEL NO.</b>		<b>AHP36</b>														
<b>CONDENSING ENTERING AIR TEMPERATURE</b>	IDCFM	800					1000					1200				
	ID DB (°F)	80	80	75	80	80	80	80	75	80	80	80	80	75	80	80
	ID WB (°F)	57	62	62	67	72	57	62	62	67	72	57	62	62	67	72
65	T.C.	28.5	30.9	31.1	34.0	37.0	30.8	32.4	32.4	35.6	38.7	33.1	33.9	33.7	37.2	40.5
	S.C.	28.7	26.1	22.3	22.1	18.6	31.1	29.7	24.5	24.4	19.8	33.4	33.4	26.8	26.7	21.1
	KW	1.7	1.8	1.8	1.8	1.7	1.7	1.8	1.8	1.7	1.7	1.7	1.8	1.8	1.7	1.7
75	T.C.	27.1	29.1	29.1	32.0	35.3	29.2	30.3	30.3	33.4	36.6	31.3	31.5	31.5	34.7	37.9
	S.C.	27.3	25.2	21.4	21.3	17.7	29.4	28.2	23.6	23.5	18.9	31.6	31.3	25.8	25.7	20.1
	KW	1.9	1.9	1.9	1.9	1.9	1.9	1.9	1.9	1.9	1.9	1.9	1.9	1.9	1.9	1.9
85	T.C.	25.7	27.2	27.2	30.0	33.6	27.6	28.2	28.2	31.2	34.5	29.5	29.2	29.2	32.3	35.4
	S.C.	25.9	24.3	20.5	20.4	16.8	27.8	26.7	22.7	22.6	17.9	29.8	29.2	24.8	24.7	19.1
	KW	2.0	2.1	2.1	2.1	2.1	2.1	2.1	2.1	2.1	2.1	2.1	2.1	2.1	2.1	2.1
95	T.C.	24.3	25.3	25.3	28.1	31.8	26.0	26.1	26.1	29.0	32.3	27.7	26.8	27.0	29.9	32.9
	S.C.	24.5	23.4	19.6	19.6	15.9	26.2	25.2	21.7	21.7	17.0	27.9	27.1	23.9	23.7	18.0
	KW	2.2	2.2	2.2	2.3	2.3	2.2	2.2	2.2	2.3	2.3	2.3	2.3	2.3	2.3	2.3
105	T.C.	22.6	23.3	23.0	25.7	29.1	24.1	24.2	23.7	26.4	29.6	25.6	25.1	24.4	27.2	30.1
	S.C.	22.8	22.1	18.6	18.6	14.9	24.3	23.7	20.5	20.7	16.0	25.9	25.3	22.4	22.7	17.1
	KW	2.4	2.4	2.4	2.4	2.5	2.4	2.4	2.4	2.4	2.5	2.4	2.4	2.4	2.5	2.5
115	T.C.	21.0	21.3	20.9	23.4	26.4	22.3	22.3	21.3	24.0	26.9	23.6	23.4	21.8	24.5	27.4
	S.C.	21.2	20.8	17.7	17.7	13.9	22.5	22.2	19.3	19.7	15.0	23.9	23.6	20.9	21.8	16.1
	KW	2.5	2.5	2.5	2.6	2.7	2.6	2.6	2.5	2.6	2.7	2.6	2.6	2.6	2.6	2.7
125	T.C.	19.4	19.3	18.7	21.1	23.7	20.5	20.5	19.0	21.5	24.2	21.6	21.6	19.3	21.9	24.7
	S.C.	19.6	19.5	16.7	16.8	12.9	20.7	20.7	18.1	18.8	14.1	21.9	21.9	19.5	20.8	15.2
	KW	2.7	2.7	2.7	2.8	2.8	2.7	2.7	2.7	2.8	2.9	2.8	2.8	2.7	2.8	2.9

**NOTE:** ALL CAPACITIES INCLUDE INDOOR FAN HEAT AT 1250 BTUH/1000 CFM.

#### Multipliers for determining the performance with other indoor sections.

**NOTE:** For dry bulb temperatures different than those listed (between 73-87 F), sensible capacity increases by 1060 BTUH per 1000 CFM per degree above the listed temperature and decreases by 1060 BTUH per 1000 CFM per degree below the listed temperature.

<b>Air Handler</b>	<b>Coil</b>	<b>T.C.</b>	<b>S.C.</b>	<b>KW</b>
-	FC/MC/PC32	0.99	0.99	1.00
-	FC/MC/PC35	0.99	0.99	1.00
-	FC/MC/PC37	1.01	1.01	1.00
-	FC/MC/PC43	1.01	1.01	1.00
-	HC36	0.99	0.99	1.00
-	HC42	1.01	1.01	1.00
-	HD48	1.01	1.01	1.00
AHP36	-	1.00	1.00	1.00
AV36	-	1.04	1.05	1.00
F4FP040	-	0.99	0.97	1.00
MA12B	FC/MC/PC35B	0.99	0.99	1.00
MV12B	FC/MC/PC35B	1.01	1.01	1.00
MV16C	FC/MC/PC35C	1.01	1.01	1.00
MA12B	FC/MC/PC43B	1.01	1.01	1.00
MV12B	FC/MC/PC43B	1.03	1.03	1.00
MV16C	FC/MC/PC43C	1.03	1.03	1.00

Continued on Page 33.

Variable Speed Furnace	Coil	T.C.	S.C	KW
(F,L)C8(C,V)*A12	FC/MC/PC32A	1.01	1.01	1.00
FC9V*A12	FC/MC/PC32A	1.00	1.01	1.00
(F,L)C8(C,V)*B16	FC/MC/PC35B	1.02	1.04	1.00
(F,L)C8(C,V)*C16	FC/MC/PC35C	1.01	1.01	1.00
(F,L)C8(C,V)*C20	FC/MC/PC35C	1.03	1.07	1.00
FC9(C,V)*B12	FC/MC/PC35B	1.01	1.01	1.00
FC9(C,V)*C16	FC/MC/PC35C	1.01	1.01	1.00
FC9(C,V)*C20	FC/MC/PC35C	1.01	1.01	1.00
(F,L)C8(C,V)*A12	FC/MC/PC37A	1.02	1.02	1.00
FC9V*A12	FC/MC/PC37A	1.02	1.02	1.00
(F,L)C8(C,V)*B16	FC/MC/PC43B	1.03	1.06	1.00
(F,L)C8(C,V)*C16	FC/MC/PC43C	1.03	1.03	1.00
(F,L)C8(C,V)*C20	FC/MC/PC43C	1.05	1.10	1.00
FC9(C,V)*B12	FC/MC/PC43B	1.03	1.03	1.00
FC9(C,V)*C16	FC/MC/PC43C	1.03	1.03	1.00
FC9(C,V)*C20	FC/MC/PC43C	1.03	1.03	1.00
(F,L)C8(C,V)*B16	HC36B	1.02	1.04	1.00
FC9(C,V)*B12	HC36B	1.01	1.01	1.00
(F,L)C8(C,V)*C16	HC42C	1.03	1.03	1.00
(F,L)C8(C,V)*C20	HC42C	1.05	1.10	1.00
FC9(C,V)*C16	HC42C	1.03	1.03	1.00
FC9(C,V)*C20	HC42C	1.03	1.03	1.00
(F,L)C8(C,V)*C16	HD48C	1.03	1.03	1.00
(F,L)C8(C,V)*C20	HD48C	1.05	1.10	1.00
FC9(C,V)*C16	HD48C	1.03	1.03	1.00
FC9(C,V)*C20	HD48C	1.03	1.03	1.00
FC9(C,V)*D20	HD48D	1.04	1.06	1.00
C*(8,L)C*A12	FC/MC/PC37A	1.01	1.01	0.97
C*(8,L)C*B12	FC/MC/PC43B	1.02	1.02	0.94

Variable Speed Furnace	Coil	T.C.	S.C	KW
C*9C*B12	FC/MC/PC43B	1.01	1.02	0.96
C*(8,L)C*C16	FC/MC/PC43C	1.03	1.03	0.93
C*(8,L)C*C20	FC/MC/PC43C	1.02	1.04	0.92
C*9C*C16	FC/MC/PC43C	1.02	1.02	0.95
C*9C*C20	FC/MC/PC43C	1.02	1.03	0.93
C*(8,L)C*C16	HC42	1.02	1.03	0.93
C*(8,L)C*C20	HC42	1.02	1.03	0.92
C*9C*C16	HC42	1.02	1.02	0.95
C*9C*C20	HC42	1.02	1.03	0.93
C*(8,L)C*A12	HD36	0.99	0.97	0.95
C*(8,L)C*B12	HD36	0.99	0.97	0.93
C*(8,L)C*C16	HD36	0.99	0.97	0.93
C*(8,L)C*C20	HD36	1.00	1.00	0.93
C*9C*B12	HD36	0.99	0.97	0.94
C*9C*C16	HD36	0.99	0.97	0.93
C*9C*C20	HD36	0.99	0.97	0.93
G*9V*A12	FC/MC/PC32A	1.00	1.00	0.96
G*9V*A12	FC/MC/PC36A	1.00	0.99	0.95
G*9V*A12	FC/MC/PC37A	1.01	1.02	0.97
G*9V*B12	FC/MC/PC43B	1.01	1.02	0.96
G*9V*C16	FC/MC/PC43C	1.02	1.02	0.95
G*9V*C20	FC/MC/PC43C	1.02	1.03	0.93
G*9V*C16	HC42	1.02	1.02	0.95
G*9V*C20	HC42	1.02	1.03	0.93
G*9V*A12	HD36	0.99	0.96	0.95
G*9V*B12	HD36	0.99	0.97	0.94
G*9V*C16	HD36	0.99	0.97	0.93
G*9V*C20	HD36	0.99	0.97	0.93
G*9V*A12	UC36A	0.99	0.99	0.95

<b>COOLING PERFORMANCE DATA</b>																
<b>CONDENSING UNIT MODEL NO.</b>		<b>CHJD36S41S1</b>														
<b>INDOOR COIL MODEL NO.</b>		<b>AHP36</b>														
<b>CONDENSING ENTERING AIR TEMPERATURE</b>	IDCFM	1000					1200					1400				
	ID DB (°F)	80	80	75	80	80	80	80	75	80	80	80	80	75	80	80
	ID WB (°F)	57	62	62	67	72	57	62	62	67	72	57	62	62	67	72
65	T.C.	37.0	40.3	39.8	43.7	47.3	39.3	41.5	41.2	45.3	48.9	41.6	42.6	42.7	46.8	50.5
	S.C.	35.7	32.2	27.3	27.6	23.6	37.9	35.0	29.4	29.4	24.6	40.2	37.8	31.4	31.3	25.6
	KW	2.2	2.2	2.2	2.1	2.2	2.2	2.2	2.2	2.1	2.2	2.1	2.2	2.2	2.2	2.2
75	T.C.	35.3	37.9	37.5	41.4	44.9	37.5	39.0	38.7	42.7	46.3	39.7	40.2	40.0	44.1	47.8
	S.C.	34.1	31.1	26.4	26.5	22.3	36.2	33.9	28.4	28.4	23.4	38.3	36.6	30.4	30.3	24.4
	KW	2.4	2.4	2.4	2.4	2.4	2.4	2.4	2.4	2.4	2.4	2.4	2.4	2.4	2.4	2.4
85	T.C.	33.7	35.4	35.2	39.0	42.4	35.7	36.6	36.2	40.2	43.7	37.7	37.8	37.3	41.4	45.1
	S.C.	32.5	30.1	25.4	25.5	21.1	34.5	32.7	27.4	27.4	22.2	36.4	35.4	29.3	29.2	23.2
	KW	2.6	2.6	2.6	2.6	2.6	2.6	2.6	2.6	2.6	2.6	2.6	2.6	2.6	2.6	2.6
95	T.C.	32.1	33.0	32.9	36.6	39.9	33.9	34.2	33.8	37.7	41.1	35.7	35.4	34.6	38.7	42.4
	S.C.	31.0	29.1	24.4	24.5	19.9	32.7	31.6	26.4	26.4	20.9	34.5	34.2	28.3	28.2	22.0
	KW	2.7	2.8	2.8	2.8	2.8	2.8	2.8	2.8	2.8	2.9	2.8	2.8	2.8	2.8	2.9
105	T.C.	29.9	30.2	30.2	33.6	36.9	31.6	31.6	30.9	34.5	38.0	33.2	32.9	31.6	35.5	39.0
	S.C.	28.9	27.4	23.3	23.3	18.7	30.5	29.6	25.2	25.2	19.7	32.0	31.8	27.1	27.0	20.7
	KW	2.9	3.0	3.0	3.0	3.1	3.0	3.0	3.0	3.0	3.1	3.0	3.0	3.0	3.0	3.1
115	T.C.	27.8	27.6	27.5	30.7	34.0	29.3	29.1	28.1	31.5	34.9	30.8	30.5	28.7	32.3	35.8
	S.C.	26.9	25.7	22.1	22.2	17.5	28.3	27.6	24.0	24.0	18.5	29.7	29.5	25.9	25.9	19.5
	KW	3.1	3.1	3.1	3.2	3.3	3.2	3.2	3.2	3.2	3.3	3.2	3.2	3.2	3.3	3.3
125	T.C.	25.7	25.0	24.8	27.8	31.1	27.0	26.6	25.3	28.4	31.8	28.3	28.1	25.8	29.1	32.6
	S.C.	24.8	24.1	21.0	21.0	16.4	26.1	25.6	22.9	22.9	17.4	27.3	27.2	24.7	24.7	18.4
	KW	3.3	3.3	3.3	3.4	3.5	3.4	3.4	3.3	3.4	3.5	3.4	3.4	3.4	3.5	3.6

**NOTE:** ALL CAPACITIES INCLUDE INDOOR FAN HEAT AT 1250 BTUH/1000 CFM.

#### Multipliers for determining the performance with other indoor sections.

**NOTE:** For dry bulb temperatures different than those listed (between 73-87 F), sensible capacity increases by 1060 BTUH per 1000 CFM per degree above the listed temperature and decreases by 1060 BTUH per 1000 CFM per degree below the listed temperature.

<b>Air Handler</b>	<b>Coil</b>	<b>T.C.</b>	<b>S.C.</b>	<b>KW</b>
–	FC/MC/PC37	1.00	0.99	1.00
–	FC/MC/PC43	0.99	0.99	1.00
–	FC/MC/PC48	1.00	1.00	1.00
–	HC42	0.99	0.99	1.00
–	HD48	1.00	1.00	1.00
–	HD48	0.97	0.96	1.00
AV36	–	1.02	1.04	1.00
F4FP045	–	1.00	1.00	1.00
MA12B	FC/MC/PC43B	0.99	0.99	1.00
MV12B	FC/MC/PC43B	1.01	1.01	1.00
MV16C	FC/MC/PC43C	1.01	1.01	1.00
MA14D	FC/MC/PC48D	1.00	1.00	1.00
MV12D	FC/MC/PC48D	1.01	1.00	1.00
MV16C	FC/MC/PC48C	1.03	1.02	1.00
MV20D	FC/MC/PC48D	1.03	1.02	1.00

Continued on Page 35.

Variable Speed Furnace	Coil	T.C.	S.C.	KW
(F,L)C8(C,V)*A12	FC/MC/PC37A	1.00	1.00	1.00
FC9V*A12	FC/MC/PC37A	0.99	0.96	1.00
(F,L)C8(C,V)*B16	FC/MC/PC43B	1.01	1.01	1.00
(F,L)C8(C,V)*C16	FC/MC/PC43C	1.01	1.01	1.00
(F,L)C8(C,V)*C20	FC/MC/PC43C	1.01	1.01	1.00
FC9(C,V)*B12	FC/MC/PC43B	1.00	1.00	1.00
FC9(C,V)*C16	FC/MC/PC43C	1.01	1.01	1.00
FC9(C,V)*C20	FC/MC/PC43C	1.01	1.01	1.00
(F,L)C8(C,V)*C16	FC/MC/PC48C	1.02	1.02	1.00
(F,L)C8(C,V)*C20	FC/MC/PC48C	1.02	1.02	1.00
FC9(C,V)*C16	FC/MC/PC48C	1.02	1.02	1.00
FC9(C,V)*C20	FC/MC/PC48C	1.02	1.02	1.00
FC9(C,V)*D20	FC/MC/PC48D	1.02	1.02	1.00
(F,L)C8(C,V)*C16	HC42C	1.01	1.01	1.00
(F,L)C8(C,V)*C20	HC42C	1.01	1.01	1.00
FC9(C,V)*C16	HC42C	1.01	1.01	1.00
FC9(C,V)*C20	HC42C	1.01	1.01	1.00
(F,L)C8(C,V)*C16	HD48C	1.02	1.01	1.00
(F,L)C8(C,V)*C20	HD48C	1.02	1.02	1.00
FC9(C,V)*C16	HD48C	1.01	1.01	1.00
FC9(C,V)*C20	HD48C	1.01	1.01	1.00
FC9(C,V)*D20	HD48D	1.02	1.01	1.00
C*(8,L)C*A12	FC/MC/PC37A	0.97	0.92	0.94
C*(8,L)C*B12	FC/MC/PC43B	1.01	1.02	0.98
C*9C*B12	FC/MC/PC43B	1.01	1.02	0.98
C*(8,L)C*C16	FC/MC/PC43C	1.02	1.03	0.95
C*(8,L)C*C20	FC/MC/PC43C	1.02	1.03	0.94
C*9C*C16	FC/MC/PC43C	1.01	1.02	0.97
C*9C*C20	FC/MC/PC43C	1.02	1.03	0.95
C*(8,L)C*C16	FC/MC/PC48C	1.03	1.04	0.95
C*(8,L)C*C20	FC/MC/PC48C	1.03	1.04	0.94

Variable Speed Furnace	Coil	T.C.	S.C.	KW
C*9C*C16	FC/MC/PC48C	1.03	1.04	0.96
C*9C*C20	FC/MC/PC48C	1.03	1.07	0.98
C*(8,L)C*C16	HC42	1.01	1.03	0.95
C*(8,L)C*C20	HC42	1.02	1.03	0.94
C*9C*C16	HC42	1.01	1.02	0.97
C*9C*C20	HC42	1.01	1.03	0.95
C*(8,L)C*B12	HD48	1.00	1.01	0.97
C*(8,L)C*C16	HD48	1.02	1.03	0.94
C*(8,L)C*C20	HD48	1.03	1.03	0.94
C*9C*B12	HD48	1.00	1.01	0.97
C*9C*C16	HD48	1.02	1.02	0.95
C*9C*C20	HD48	1.02	1.06	0.98
C*(8,L)C*C16	UC48C	1.02	1.04	0.95
C*(8,L)C*C20	UC48C	1.03	1.05	0.94
C*9C*C16	UC48C	1.02	1.04	0.96
C*9C*C20	UC48C	1.03	1.08	0.98
G*9V*A12	FC/MC/PC36A	0.97	0.97	0.98
G*9V*A12	FC/MC/PC37A	0.99	0.97	0.98
G*9V*B12	FC/MC/PC43B	1.01	1.02	0.98
G*9V*C16	FC/MC/PC43C	1.01	1.02	0.97
G*9V*C20	FC/MC/PC43C	1.02	1.03	0.95
G*9V*C16	FC/MC/PC48C	1.03	1.04	0.96
G*9V*C20	FC/MC/PC48C	1.03	1.07	0.98
G*9V*C16	HC42	1.01	1.02	0.97
G*9V*C20	HC42	1.01	1.03	0.95
G*9V*B12	HD48	1.00	1.01	0.97
G*9V*C16	HD48	1.02	1.02	0.95
G*9V*C20	HD48	1.02	1.06	0.98
G*9V*A12	UC36A	0.97	0.97	0.98
G*9V*C16	UC48C	1.02	1.04	0.96
G*9V*C20	UC48C	1.03	1.08	0.98

<b>COOLING PERFORMANCE DATA</b>																
<b>CONDENSING UNIT MODEL NO.</b>		<b>CHJD42S41S1</b>														
<b>INDOOR COIL MODEL NO.</b>		<b>FC/MC/PC48</b>														
<b>CONDENSING ENTERING AIR TEMPERATURE</b>	IDCFM	1200					1400					1600				
	ID DB (°F)	80	80	75	80	80	80	80	75	80	80	80	80	75	80	80
	ID WB (°F)	57	62	62	67	72	57	62	62	67	72	57	62	62	67	72
65	T.C.	39.7	42.2	42.3	46.6	50.3	41.4	43.0	43.0	47.1	51.6	43.2	43.9	43.7	47.7	52.9
	S.C.	41.5	37.8	32.1	32.0	25.7	43.3	41.1	34.2	33.9	27.1	45.1	44.5	36.3	35.8	28.4
	KW	2.4	2.4	2.5	2.5	2.4	2.4	2.4	2.5	2.5	2.4	2.5	2.5	2.4	2.5	2.5
75	T.C.	38.3	40.2	40.3	44.3	48.1	39.9	41.0	41.0	44.9	49.1	41.6	41.9	41.7	45.6	50.2
	S.C.	40.0	36.9	31.2	31.0	24.8	41.7	39.9	33.3	33.0	26.1	43.4	42.8	35.4	34.9	27.3
	KW	2.7	2.7	2.7	2.7	2.7	2.7	2.7	2.7	2.7	2.7	2.7	2.7	2.7	2.7	2.7
85	T.C.	36.9	38.2	38.2	41.9	45.8	38.4	39.0	39.0	42.7	46.7	40.0	39.9	39.7	43.5	47.5
	S.C.	38.5	36.0	30.2	30.0	23.9	40.2	38.6	32.3	32.0	25.1	41.8	41.2	34.5	34.1	26.2
	KW	2.9	3.0	3.0	3.0	3.0	3.0	3.0	3.0	3.0	3.0	3.0	3.0	3.0	3.0	3.0
95	T.C.	35.4	36.1	36.2	39.6	43.5	36.9	37.0	36.9	40.5	44.2	38.4	37.9	37.7	41.4	44.9
	S.C.	37.0	35.1	29.2	29.0	23.0	38.6	37.3	31.4	31.1	24.1	40.1	39.6	33.5	33.2	25.1
	KW	3.2	3.2	3.2	3.2	3.3	3.2	3.2	3.2	3.2	3.3	3.2	3.2	3.2	3.3	3.3
105	T.C.	33.2	33.7	33.4	36.7	40.2	34.5	34.6	34.1	37.4	40.8	35.9	35.5	34.8	38.1	41.4
	S.C.	34.7	33.4	28.0	27.8	21.7	36.1	35.3	30.1	29.8	22.8	37.5	37.1	32.3	31.9	23.8
	KW	3.6	3.6	3.6	3.6	3.7	3.6	3.6	3.6	3.6	3.7	3.6	3.6	3.6	3.7	3.7
115	T.C.	31.1	31.3	30.6	33.8	37.1	32.2	32.3	31.3	34.4	37.5	33.4	33.2	32.0	34.9	37.9
	S.C.	32.5	31.8	26.8	26.6	20.4	33.7	33.3	28.9	28.6	21.5	34.9	34.7	31.0	30.6	22.6
	KW	4.0	4.0	4.0	4.0	4.1	4.0	4.0	4.0	4.0	4.1	4.0	4.0	4.0	4.0	4.1
125	T.C.	28.9	28.9	27.9	31.0	33.9	29.9	29.9	28.5	31.4	34.2	30.9	30.9	29.2	31.7	34.5
	S.C.	30.2	30.2	25.5	25.4	19.1	31.3	31.3	27.7	27.4	20.2	32.3	32.3	29.8	29.4	21.3
	KW	4.5	4.4	4.4	4.4	4.5	4.4	4.4	4.4	4.4	4.5	4.4	4.4	4.4	4.4	4.5

**NOTE:** ALL CAPACITIES INCLUDE INDOOR FAN HEAT AT 1250 BTUH/1000 CFM.

#### Multipliers for determining the performance with other indoor sections.

**NOTE:** For dry bulb temperatures different than those listed (between 73-87 F), sensible capacity increases by 1060 BTUH per 1000 CFM per degree above the listed temperature and decreases by 1060 BTUH per 1000 CFM per degree below the listed temperature.

<b>Air Handler</b>	<b>Coil</b>	<b>T.C.</b>	<b>S.C.</b>	<b>KW</b>
–	FC/MC/PC60	0.99	0.99	1.00
–	HC42	1.00	0.99	1.00
–	HC60	0.99	0.99	1.00
–	HD60	1.01	1.00	1.00
AV48	–	1.01	1.02	1.00
F4FP045	–	0.99	1.00	1.00
F5FP048	–	1.02	1.04	1.00
AHP/SHP48	–	1.00	1.00	1.00
MA14D	FC/MC/PC48D	1.00	1.00	1.00
MA16C	FC/MC/PC48C	1.00	1.00	1.00
MV16C	FC/MC/PC48C	1.02	1.02	1.00
MV20D	FC/MC/PC48D	1.02	1.02	1.00
MA14D	FC/MC/PC60D	0.99	0.99	1.00
MA16C	FC/MC/PC60C	0.99	0.99	1.00
MV20D	FC/MC/PC60D	1.01	1.01	1.00

Continued on Page 37.

Variable Speed Furnace	Coil	T.C.	S.C.	KW
(F,L)C8(C,V)*C16	FC/MC/PC48C	1.01	1.01	1.00
(F,L)C8(C,V)*C20	FC/MC/PC48C	1.02	1.01	1.00
FC9(C,V)*C16	FC/MC/PC48C	1.01	1.01	1.00
FC9(C,V)*C20	FC/MC/PC48C	1.02	1.01	1.00
FC9(C,V)*D20	FC/MC/PC48D	1.02	1.01	1.00
(F,L)C8(C,V)*C16	FC/MC/PC60C	1.00	1.00	1.00
(F,L)C8(C,V)*C20	FC/MC/PC60C	1.00	1.01	1.00
FC9(C,V)*C16	FC/MC/PC60C	1.00	1.00	1.00
FC9(C,V)*C20	FC/MC/PC60C	1.00	1.00	1.00
FC9(C,V)*D20	FC/MC/PC60D	1.01	1.01	1.00
(F,L)C8(C,V)*C16	HC42C	1.01	1.00	1.00
(F,L)C8(C,V)*C20	HC42C	1.01	1.00	1.00
FC9(C,V)*C16	HC42C	1.01	1.00	1.00
FC9(C,V)*C20	HC42C	1.01	1.00	1.00
FC9(C,V)*D20	HC60D	1.01	1.01	1.00
(F,L)C8(C,V)*C16	HD60C	1.02	1.01	1.00
(F,L)C8(C,V)*C20	HD60C	1.02	1.01	1.00
FC9(C,V)*C16	HD60C	1.01	1.01	1.00
FC9(C,V)*C20	HD60C	1.02	1.01	1.00
FC9(C,V)*D20	HD60D	1.02	1.02	1.00
C*(8,L)C*C16	FC/MC/PC48C	1.02	1.03	0.96
C*(8,L)C*C20	FC/MC/PC48C	1.02	1.04	0.96
C*9C*C16	FC/MC/PC48C	1.01	1.03	0.97
C*9C*C20	FC/MC/PC48C	1.01	1.03	0.98
C*9C*D20	FC/MC/PC48D	1.02	1.03	0.97
C*9C*D20	FC/MC/PC60D	1.02	1.04	0.96
C*9C*D20	FC/MC62D	1.02	1.05	0.96
C*(8,L)C*C16	FC/PC60C	1.02	1.04	0.95
C*(8,L)C*C20	FC/PC60C	1.02	1.04	0.94
C*9C*C16	FC/PC60C	1.02	1.03	0.98
C*9C*C20	FC/PC60C	1.02	1.04	0.97
C*(8,L)C*C16	HC42	1.01	1.02	0.96
C*(8,L)C*C20	HC42	1.01	1.02	0.96
C*9C*C16	HC42	1.01	1.01	0.97
C*9C*C20	HC42	1.01	1.01	0.97

Variable Speed Furnace	Coil	T.C.	S.C.	KW
C*(8,L)C*B12	HD48	1.00	0.97	0.98
C*(8,L)C*C16	HD48	0.99	1.00	0.96
C*(8,L)C*C20	HD48	1.00	0.98	0.95
C*9C*B12	HD48	0.95	0.90	0.95
C*9C*C16	HD48	1.00	0.98	0.97
C*9C*C20	HD48	1.01	1.01	0.97
C*9C*D20	HD48	1.00	1.01	0.96
C*(8,L)C*C16	UC48C	1.01	1.02	0.96
C*(8,L)C*C20	UC48C	1.01	1.03	0.95
C*9C*C16	UC48C	1.01	1.02	0.97
C*9C*C20	UC48C	1.01	1.02	0.97
C*9C*D20	UC48D	1.01	1.02	0.96
C*(8,L)C*C16	UC60C	1.01	1.02	0.95
C*(8,L)C*C20	UC60C	1.02	1.02	0.94
C*9C*C16	UC60C	1.00	1.01	0.98
C*9C*C20	UC60C	1.01	1.01	0.97
C*9C*D20	UC60D	1.01	1.01	0.96
G*9V*C16	FC/MC/PC48C	1.01	1.03	0.97
G*9V*C20	FC/MC/PC48C	1.01	1.03	0.98
G*9V*D20	FC/MC/PC48D	1.02	1.03	0.97
G*9V*D20	FC/MC/PC60D	1.02	1.04	0.96
G*9V*D20	FC/MC62D	1.02	1.05	0.96
G*9V*C16	FC/PC60C	1.02	1.03	0.98
G*9V*C20	FC/PC60C	1.02	1.04	0.97
G*9V*C16	HC42	1.01	1.01	0.97
G*9V*C20	HC42	1.01	1.01	0.97
G*9V*B12	HD48	0.95	0.90	0.95
G*9V*C16	HD48	1.00	0.98	0.97
G*9V*C20	HD48	1.01	1.01	0.97
G*9V*D20	HD48	1.00	1.01	0.96
G*9V*C16	UC48C	1.01	1.02	0.97
G*9V*C20	UC48C	1.01	1.02	0.97
G*9V*D20	UC48D	1.01	1.02	0.96
G*9V*C16	UC60C	1.00	1.01	0.98
G*9V*C20	UC60C	1.01	1.01	0.97
G*9V*D20	UC60D	1.01	1.01	0.96

<b>COOLING PERFORMANCE DATA</b>																
<b>CONDENSING UNIT MODEL NO.</b>		<b>CHJD48S41S1</b>														
<b>INDOOR COIL MODEL NO.</b>		<b>AHP/SHP48</b>														
<b>CONDENSING ENTERING AIR TEMPERATURE</b>	IDCFM	1400					1600					1800				
	ID DB (°F)	80	80	75	80	80	80	80	75	80	80	80	80	75	80	80
	ID WB (°F)	57	62	62	67	72	57	62	62	67	72	57	62	62	67	72
65	T.C.	46.3	49.0	49.0	53.3	57.3	48.3	49.9	49.7	54.0	58.4	50.2	50.8	50.4	54.8	59.4
	S.C.	47.3	43.0	36.2	35.8	29.6	49.3	45.5	37.9	37.6	30.7	51.3	48.0	39.6	39.4	31.8
	KW	2.5	2.5	2.5	2.5	2.5	2.5	2.5	2.5	2.5	2.5	2.5	2.5	2.5	2.5	2.5
75	T.C.	44.6	46.6	46.6	50.7	54.8	46.3	47.5	47.3	51.6	55.7	47.9	48.4	48.0	52.4	56.7
	S.C.	45.6	41.9	35.2	34.8	28.3	47.3	44.4	37.0	36.6	29.4	49.0	46.9	38.8	38.4	30.5
	KW	2.9	2.8	2.8	2.9	2.9	2.9	2.8	2.8	2.9	2.9	2.8	2.8	2.8	2.9	2.9
85	T.C.	42.9	44.1	44.2	48.2	52.2	44.3	45.0	44.9	49.1	53.1	45.7	45.9	45.7	50.0	54.0
	S.C.	43.8	40.9	34.3	33.8	27.1	45.2	43.3	36.1	35.7	28.1	46.7	45.7	38.0	37.5	29.1
	KW	3.2	3.2	3.2	3.2	3.2	3.2	3.2	3.2	3.2	3.2	3.2	3.2	3.2	3.2	3.2
95	T.C.	41.1	41.7	41.7	45.7	49.7	42.3	42.6	42.5	46.6	50.5	43.4	43.5	43.3	47.5	51.3
	S.C.	42.0	39.8	33.3	32.8	25.8	43.2	42.2	35.2	34.7	26.8	44.3	44.5	37.2	36.6	27.8
	KW	3.5	3.5	3.5	3.6	3.6	3.5	3.5	3.5	3.6	3.6	3.5	3.5	3.5	3.6	3.6
105	T.C.	38.8	38.7	38.7	42.4	46.4	39.8	39.8	39.4	43.2	47.0	40.9	40.8	40.0	43.9	47.6
	S.C.	39.6	37.7	32.0	31.6	24.6	40.7	39.7	33.9	33.5	25.6	41.8	41.7	35.9	35.3	26.6
	KW	4.0	4.0	4.0	4.0	4.0	4.0	4.0	4.0	4.0	4.0	4.0	4.0	4.0	4.0	4.0
115	T.C.	36.4	35.9	35.9	39.3	43.3	37.5	37.0	36.3	39.8	43.7	38.5	38.1	36.8	40.4	44.1
	S.C.	37.2	35.7	30.7	30.4	23.4	38.3	37.3	32.7	32.2	24.3	39.3	38.9	34.6	34.1	25.3
	KW	4.4	4.4	4.4	4.4	4.5	4.4	4.4	4.4	4.4	4.5	4.4	4.4	4.4	4.4	4.5
125	T.C.	34.1	33.0	33.0	36.1	40.1	35.1	34.2	33.3	36.5	40.4	36.0	35.4	33.6	36.9	40.6
	S.C.	34.9	33.7	29.5	29.2	22.1	35.9	34.9	31.4	31.0	23.1	36.8	36.1	33.3	32.9	24.1
	KW	4.8	4.8	4.8	4.8	4.9	4.8	4.8	4.8	4.9	4.9	4.8	4.8	4.8	4.9	4.9

**NOTE:** ALL CAPACITIES INCLUDE INDOOR FAN HEAT AT 1250 BTUH/1000 CFM.

#### Multipliers for determining the performance with other indoor sections.

**NOTE:** For dry bulb temperatures different than those listed (between 73-87 F), sensible capacity increases by 1060 BTUH per 1000 CFM per degree above the listed temperature and decreases by 1060 BTUH per 1000 CFM per degree below the listed temperature.

<b>Air Handler</b>	<b>Coil</b>	<b>T.C.</b>	<b>S.C.</b>	<b>KW</b>
–	FC/MC/PC48	1.00	1.01	1.00
–	FC/MC/PC60	1.00	1.02	1.00
–	HC60	1.00	1.02	1.00
–	HD60	1.00	1.01	1.00
–	MC62	1.01	1.02	1.00
AHP60	–	1.01	1.03	1.00
AV48	–	1.02	1.03	1.00
AV60	–	1.02	1.05	1.00
F4FV060	–	1.02	1.03	1.00
F5FP048	–	1.02	1.05	1.00
F5FP060	–	1.02	1.05	1.00
MA16C	FC/MC/PC48C	1.00	1.01	1.00
MA20D	FC/MC/PC48D	1.00	1.01	1.00
MV16C	FC/MC/PC48C	1.02	1.02	1.00
MV20D	FC/MC/PC48D	1.01	1.02	1.00
MA16C	FC/MC/PC60C	1.00	1.02	1.00
MA20D	FC/MC/PC60D	1.00	1.02	1.00
MV20D	FC/MC/PC60D	1.01	1.03	1.00
MA20D	MC62D	1.01	1.02	1.00
MV20D	MC62D	1.02	1.03	1.00

Continued on Page 39.

Variable Speed Furnace	Coil	T.C.	S.C.	KW
(F,L)C8(C,V)*C16	FC/MC/PC48C	1.00	0.98	1.00
(F,L)C8(C,V)*C20	FC/MC/PC48C	1.01	1.01	1.00
FC9(C,V)*C16	FC/MC/PC48C	1.00	1.01	1.00
FC9(C,V)*C20	FC/MC/PC48C	1.01	1.01	1.00
FC9(C,V)*D20	FC/MC/PC48D	1.01	1.02	1.00
(F,L)C8(C,V)*C16	FC/MC/PC60C	1.00	0.99	1.00
(F,L)C8(C,V)*C20	FC/MC/PC60C	1.01	1.02	1.00
FC9(C,V)*C16	FC/MC/PC60C	1.00	1.02	1.00
FC9(C,V)*C20	FC/MC/PC60C	1.01	1.02	1.00
FC9(C,V)*D20	FC/MC/PC60D	1.01	1.02	1.00
FC9(C,V)*D20	HC60D	1.01	1.02	1.00
(F,L)C8(C,V)*C16	HD60C	1.00	0.98	1.00
(F,L)C8(C,V)*C20	HD60C	1.01	1.01	1.00
FC9(C,V)*C16	HD60C	1.00	1.01	1.00
FC9(C,V)*C20	HD60C	1.01	1.01	1.00
FC9(C,V)*D20	HD60D	1.01	1.02	1.00
(F,L)C8(C,V)*C20	MC62C	1.01	1.02	1.00
FC9(C,V)*C16	MC62C	1.01	1.02	1.00
FC9(C,V)*C20	MC62C	1.01	1.02	1.00
FC9(C,V)*D20	MC62D	1.02	1.03	1.00
C*9C*D20	FC/MC/PC60D	1.00	1.02	0.98
C*9C*D20	FC/MC62D	1.00	1.03	0.98
C*(8,L)C*C16	FC/PC60C	1.00	1.03	0.98
C*(8,L)C*C20	FC/PC60C	1.01	1.03	0.96

Variable Speed Furnace	Coil	T.C.	S.C.	KW
C*9C*C16	FC/PC60C	1.00	1.02	0.99
C*9C*C20	FC/PC60C	1.00	1.02	0.99
C*9C*D20	HC60	0.99	1.02	0.98
C*(8,L)C*C16	HD60	1.00	1.03	0.98
C*(8,L)C*C20	HD60	1.01	1.03	0.96
C*9C*C16	HD60	1.00	1.03	0.99
C*9C*C20	HD60	1.00	1.03	0.99
C*9C*D20	HD60	1.00	1.03	0.98
C*(8,L)C*C16	UC60C	0.99	1.00	0.98
C*(8,L)C*C20	UC60C	0.99	1.01	0.96
C*9C*C16	UC60C	0.98	1.00	0.99
C*9C*C20	UC60C	0.98	1.00	0.99
C*9C*D20	UC60D	0.99	1.00	0.98
G*9V*D20	FC/MC/PC60D	1.00	1.02	0.98
G*9V*D20	FC/MC62D	1.00	1.03	0.98
G*9V*C16	FC/PC60C	1.00	1.02	0.99
G*9V*C20	FC/PC60C	1.00	1.02	0.99
G*9V*D20	HC60	0.99	1.02	0.98
G*9V*C16	HD60	1.00	1.03	0.99
G*9V*C20	HD60	1.00	1.03	0.99
G*9V*D20	HD60	1.00	1.03	0.98
G*9V*C16	UC60C	0.98	1.00	0.99
G*9V*C20	UC60C	0.98	1.00	0.99
G*9V*D20	UC60D	0.99	1.00	0.98

<b>COOLING PERFORMANCE DATA</b>																
<b>CONDENSING UNIT MODEL NO.</b>		<b>CHJD60S41S1</b>														
<b>INDOOR COIL MODEL NO.</b>		<b>FC/MC62</b>														
<b>CONDENSING ENTERING AIR TEMPERATURE</b>	IDCFM	1400					1600					1800				
	ID DB (°F)	80	80	75	80	80	80	80	75	80	80	80	80	75	80	80
	ID WB (°F)	57	62	62	67	72	57	62	62	67	72	57	62	62	67	72
65	T.C.	54.0	57.1	56.9	62.3	67.6	56.0	57.9	57.8	63.4	69.1	58.0	58.7	58.7	64.4	70.5
	S.C.	56.0	51.0	43.4	42.9	34.8	58.1	54.4	45.4	45.0	36.2	60.1	57.7	47.4	47.1	37.6
	KW	2.8	2.8	2.8	2.9	2.9	2.8	2.8	2.8	2.9	2.9	2.8	2.8	2.8	2.9	2.9
75	T.C.	51.9	54.1	53.9	59.2	64.5	53.7	54.9	54.8	60.2	65.7	55.5	55.7	55.6	61.2	66.9
	S.C.	53.8	49.8	42.0	41.7	33.5	55.7	52.7	44.1	43.8	34.8	57.5	55.6	46.1	45.8	36.2
	KW	3.2	3.2	3.2	3.3	3.3	3.2	3.2	3.2	3.3	3.3	3.2	3.2	3.2	3.3	3.3
85	T.C.	49.7	51.1	51.0	56.2	61.4	51.3	51.9	51.8	57.1	62.4	53.0	52.7	52.6	58.0	63.4
	S.C.	51.6	48.6	40.7	40.5	32.2	53.2	51.1	42.8	42.5	33.4	54.9	53.6	44.9	44.6	34.7
	KW	3.6	3.6	3.6	3.6	3.7	3.6	3.6	3.6	3.7	3.7	3.6	3.6	3.6	3.7	3.7
95	T.C.	47.6	48.1	48.1	53.1	58.3	49.0	48.9	48.8	54.0	59.0	50.4	49.7	49.5	54.8	59.8
	S.C.	49.4	47.4	39.3	39.2	30.9	50.8	49.5	41.5	41.3	32.0	52.3	51.5	43.6	43.3	33.2
	KW	4.0	4.0	4.0	4.0	4.1	4.0	4.0	4.0	4.1	4.1	4.0	4.0	4.0	4.1	4.1
105	T.C.	44.3	44.6	44.1	48.7	53.5	45.6	45.5	44.6	49.3	54.1	46.8	46.3	45.2	50.0	54.7
	S.C.	45.9	44.7	37.6	37.4	29.0	47.2	46.3	39.7	39.4	30.2	48.5	48.0	41.8	41.5	31.3
	KW	4.5	4.5	4.5	4.5	4.6	4.5	4.5	4.5	4.5	4.6	4.5	4.5	4.5	4.5	4.6
115	T.C.	41.1	41.3	40.2	44.4	48.9	42.2	42.2	40.6	44.9	49.4	43.3	43.1	41.0	45.3	49.9
	S.C.	42.6	42.0	35.9	35.7	27.3	43.8	43.3	37.9	37.7	28.4	44.9	44.6	40.0	39.7	29.5
	KW	4.9	5.0	4.9	5.0	5.0	5.0	5.0	4.9	5.0	5.0	5.0	5.0	5.0	5.0	5.0
125	T.C.	37.9	37.9	36.2	40.1	44.3	38.8	38.8	36.5	40.4	44.6	39.8	39.8	36.8	40.7	45.0
	S.C.	39.3	39.3	34.2	33.9	25.5	40.3	40.3	36.2	35.9	26.6	41.2	41.3	38.2	37.9	27.7
	KW	5.4	5.4	5.4	5.4	5.5	5.4	5.4	5.4	5.4	5.5	5.4	5.4	5.4	5.4	5.5

**NOTE:** ALL CAPACITIES INCLUDE INDOOR FAN HEAT AT 1250 BTUH/1000 CFM.

#### Multipliers for determining the performance with other indoor sections.

**NOTE:** For dry bulb temperatures different than those listed (between 73-87 F), sensible capacity increases by 1060 BTUH per 1000 CFM per degree above the listed temperature and decreases by 1060 BTUH per 1000 CFM per degree below the listed temperature.

Air Handler	Coil	T.C.	S.C.	KW
MA20D	MC62D	1.00	1.00	1.00
MV20D	MC62D	1.01	1.01	1.00

Variable Speed Furnace	Coil	T.C.	S.C.	KW
(F,L)C8(C,V)*C20	MC62C	1.00	1.00	1.00
FC9(C,V)*C20	MC62C	0.98	0.96	1.00
FC9(C,V)*D20	MC62D	0.99	0.96	1.00
C*9C*D20	FC/MC/PC60D	0.99	0.96	0.97
C*(8,L)C*C20	FC/MC62D	1.00	0.97	0.96
C*9C*C20	FC/MC62D	0.99	0.96	0.98
G*9C*D20	FC/MC/PC60D	0.99	0.96	0.97
G*9C*C20	FC/MC62D	0.99	0.96	0.98

HEATING PERFORMANCE DATA										
CONDENSING UNIT MODEL NO		CHJD18S41S1								
EVAPORATOR COIL MODEL NO		AHP18								
AIR TEMP. ENTERING OUTDOOR UNIT	AIR TEMP. ENTERING INDOOR COIL	ID CFM								
		450			600			750		
		MBTUH	KW	C.O.P.	MBTUH	KW	C.O.P.	MBTUH	KW	C.O.P.
60	60	19.7	1.6	3.7	21.0	1.6	3.9	22.3	1.6	4.2
	70	18.3	1.6	3.3	19.6	1.6	3.5	20.9	1.6	3.8
	80	16.8	1.7	2.9	18.1	1.7	3.2	19.5	1.7	3.4
47	60	16.4	1.5	3.3	17.6	1.5	3.5	18.8	1.5	3.7
	70	15.2	1.5	3.0	16.4	1.5	3.2	17.6	1.5	3.3
	80	14.0	1.5	2.7	15.2	1.6	2.8	16.4	1.6	3.0
40	60	14.9	1.4	3.1	16.2	1.4	3.3	17.5	1.5	3.5
	70	12.4	1.4	2.5	14.3	1.5	2.9	16.3	1.5	3.2
	80	9.9	1.5	2.0	12.5	1.5	2.4	15.0	1.6	2.8
30	60	10.3	1.3	2.2	11.5	1.4	2.4	12.7	1.5	2.5
	70	11.5	1.3	2.5	12.7	1.4	2.7	14.0	1.4	2.9
	80	12.6	1.3	2.8	13.9	1.4	3.0	15.2	1.4	3.2
17	60	7.6	1.2	1.9	7.8	1.3	1.8	7.9	1.4	1.7
	70	8.2	1.2	2.0	8.5	1.3	2.0	8.8	1.3	2.0
	80	8.8	1.2	2.2	9.2	1.2	2.2	9.7	1.3	2.2
10	60	6.1	1.1	1.6	6.7	1.2	1.6	7.3	1.3	1.7
	70	6.2	1.1	1.6	7.1	1.2	1.7	8.0	1.3	1.8
	80	6.2	1.1	1.6	7.4	1.2	1.8	8.6	1.3	2.0

NOTE: ALL CAPACITIES ARE NET (KBTUH) WITH INDOOR FAN HEAT ALREADY DEDUCTED AT 1250 BTUH/1000 CFM.

**Multipliers for determining the performance with other indoor sections.**

Air Handler	Coil	MBH	KW	COP
-	FC/MC/PC18	1.00	1.00	1.00
-	FC/MC/PC24	1.03	1.04	0.99
-	HC18	1.00	1.00	1.00
-	HC30	1.02	1.02	0.99
-	HD24	0.97	0.96	1.02
AHP18	-	1.02	1.02	1.00
AV24	-	0.98	0.99	1.00
F4FP024	-	1.01	1.01	1.00
MV12B	FC/MC/PC18B	0.98	0.98	1.00
MA08B	FC/MC/PC18B	1.00	1.00	1.00
MA08B	FC/MC/PC24B	1.03	1.04	0.99
MV12B	FC/MC/PC24B	1.00	1.02	0.99

Continued on Page 42.

Variable Speed Furnace	Coil	MBH	KW	COP
(F,L)C8(C,V)*A12	FC/MC/PC18A	0.98	0.98	1.00
FC9V*A12	FC/MC/PC18A	0.98	0.98	1.00
FC9(C,V)*B12	FC/MC/PC18B	0.98	0.98	1.00
(F,L)C8(C,V)*B16	FC/MC/PC18B	0.98	0.98	1.00
(F,L)C8(C,V)*A12	FC/MC/PC24A	1.00	1.02	0.99
FC9V*A12	FC/MC/PC24A	1.01	1.02	0.99
FC9(C,V)*B12	FC/MC/PC24B	1.00	1.02	0.99
(F,L)C8(C,V)*B16	FC/MC/PC24B	1.00	1.02	0.99
(F,L)C8(C,V)*A12	HC18A	0.98	0.98	1.00
FC9V*A12	HC18A	0.98	0.98	1.00
(F,L)C8(C,V)*A12	HC30A	0.99	1.00	0.99
FC9V*A12	HC30A	1.00	1.00	0.99
(F,L)C8(C,V)*A12	HD24A	0.95	0.93	1.02
FC9V*A12	HD24A	0.95	0.94	1.02
FC9(C,V)*B12	HD24	0.95	0.94	1.02
(F,L)C8(C,V)*B16	HD24	0.95	0.94	1.02
C*(8,L)C*A12	FC/MC/PC18A	0.98	1.07	0.92
C*(8,L)C*B12	FC/MC/PC18B	0.97	1.06	0.92
C*9C*B12	FC/MC/PC18B	0.98	1.07	0.92
C*(8,L)C*A12	FC/MC/PC24A	1.01	1.10	0.92
C*(8,L)C*B12	FC/MC/PC24B	0.99	1.10	0.90
C*9C*B12	FC/MC/PC24B	1.01	1.11	0.91
C*(8,L)C*A12	FC/MC/PC30A	1.01	1.10	0.92
C*(8,L)C*B12	FC/MC/PC30B	0.99	1.10	0.90
C*9C*B12	FC/MC/PC30B	1.01	1.11	0.91
C*(8,L)C*A12	HC18	0.98	1.07	0.92
C*(8,L)C*A12	HC30	0.99	1.07	0.93

Variable Speed Furnace	Coil	MBH	KW	COP
C*(8,L)C*A12	HD24	0.98	1.06	0.93
C*(8,L)C*B12	HD24	0.96	1.04	0.92
C*9C*B12	HD24	0.98	1.07	0.92
C*(8,L)C*A12	UC18A	0.99	1.08	0.92
C*(8,L)C*B12	UC18B	0.98	1.07	0.92
C*9C*B12	UC18B	0.99	1.08	0.91
C*(8,L)C*A12	UC24A	1.02	1.11	0.91
C*(8,L)C*B12	UC24B	0.99	1.10	0.90
C*9C*B12	UC24B	1.01	1.12	0.91
C*(8,L)C*A12	UC30A	1.01	1.11	0.91
C*(8,L)C*B12	UC30B	0.99	1.10	0.90
C*9C*B12	UC30B	1.01	1.12	0.91
G*9V*A12	FC/MC/PC18A	0.99	1.05	0.94
G*9V*B12	FC/MC/PC18B	0.98	1.07	0.92
G*9V*A12	FC/MC/PC24A	1.01	1.09	0.93
G*9V*B12	FC/MC/PC24B	1.01	1.11	0.91
G*9V*A12	FC/MC/PC30A	1.01	1.09	0.93
G*9V*B12	FC/MC/PC30B	1.01	1.11	0.91
G*9V*A12	HC18	0.99	1.05	0.94
G*9V*A12	HD24	0.98	1.04	0.94
G*9V*B12	HD24	0.98	1.07	0.92
G*9V*A12	UC18A	1.00	1.07	0.94
G*9V*B12	UC18B	0.99	1.08	0.91
G*9V*A12	UC24A	1.01	1.09	0.93
G*9V*B12	UC24B	1.01	1.12	0.91
G*9V*A12	UC30A	1.01	1.09	0.93
G*9V*B12	UC30B	1.01	1.12	0.91

HEATING PERFORMANCE DATA										
CONDENSING UNIT MODEL NO		CHJD24S41S1								
EVAPORATOR COIL MODEL NO		AHP24								
AIR TEMP. ENTERING OUTDOOR UNIT	AIR TEMP. ENTERING INDOOR COIL	ID CFM								
		600			800			1000		
		MBTUH	KW	C.O.P.	MBTUH	KW	C.O.P.	MBTUH	KW	C.O.P.
60	60	28.4	2.1	4.0	30.1	2.0	4.3	31.8	2.0	4.6
	70	26.7	2.2	3.6	28.4	2.2	3.9	30.1	2.1	4.1
	80	25.1	2.3	3.2	26.8	2.3	3.5	28.5	2.2	3.7
47	60	23.4	1.9	3.5	24.5	1.9	3.7	25.7	1.9	3.9
	70	22.0	2.0	3.2	22.2	2.0	3.3	22.4	2.0	3.3
	80	20.6	2.1	2.9	19.9	2.0	2.9	19.1	2.0	2.8
40	60	20.7	1.9	3.2	21.9	1.9	3.4	23.1	1.9	3.5
	70	19.3	1.9	2.9	20.4	2.0	3.1	21.6	2.0	3.2
	80	17.9	2.0	2.7	19.0	2.0	2.8	20.0	2.1	2.9
30	60	17.2	1.7	2.9	18.1	1.8	3.0	19.0	1.8	3.0
	70	15.8	1.8	2.6	16.7	1.8	2.7	17.6	1.9	2.7
	80	14.3	1.8	2.3	15.2	1.9	2.4	16.2	1.9	2.5
17	60	7.9	1.6	1.5	11.2	1.6	2.0	14.4	1.7	2.5
	70	9.0	1.6	1.7	11.0	1.7	1.9	13.0	1.7	2.2
	80	10.0	1.6	1.8	10.9	1.7	1.9	11.7	1.7	2.0
10	60	10.5	1.5	2.1	11.2	1.6	2.1	11.9	1.6	2.1
	70	9.3	1.5	1.8	9.9	1.6	1.9	10.6	1.6	1.9
	80	8.0	1.5	1.6	8.6	1.6	1.6	9.3	1.6	1.7

NOTE: ALL CAPACITIES ARE NET (KBTUH) WITH INDOOR FAN HEAT ALREADY DEDUCTED AT 1250 BTUH/1000 CFM.

**Multipliers for determining the performance with other indoor sections.**

Air Handler	Coil	MBH	KW	COP
–	FC/MC/PC24	1.00	1.00	1.00
–	FC/MC/PC30	1.00	1.00	1.00
–	FC/MC/PC32	1.00	1.00	1.00
–	FC/MC/PC35	1.00	1.00	1.00
–	HC30	0.99	0.99	1.01
–	HC36	1.00	1.00	1.00
–	HD36	1.35	1.41	0.96
AHP30	–	1.01	1.01	1.00
AV24	–	0.96	0.95	1.01
AV36	–	0.98	0.99	0.99
F4FP030	–	0.99	0.99	1.01
MA08B	FC/MC/PC24B	1.00	1.00	1.00
MV12B	FC/MC/PC24B	0.98	0.98	1.00
MA08B	FC/MC/PC30B	1.00	1.00	1.00
MV12B	FC/MC/PC30B	0.98	0.98	1.00
MA08B	FC/MC/PC35B	1.00	1.00	1.00
MV12B	FC/MC/PC35B	0.98	0.98	1.00
MV16C	FC/MC/PC35C	0.98	0.98	1.00

Continued on Page 44.

Variable Speed Furnace	Coil	MBH	KW	COP
(F,L)C8(C,V)*A12	FC/MC/PC24A	0.97	0.96	1.01
FC9V*A12	FC/MC/PC24A	0.98	0.98	1.00
FC9(C,V)*B12	FC/MC/PC24B	0.98	0.98	1.00
(F,L)C8(C,V)*A12	FC/MC/PC30A	0.97	0.96	1.01
FC9V*A12	FC/MC/PC30A	0.98	0.98	1.00
FC9(C,V)*B12	FC/MC/PC30B	0.98	0.98	1.00
(F,L)C8(C,V)*A12	FC/MC/PC32A	0.97	0.96	1.01
FC9V*A12	FC/MC/PC32A	0.99	0.99	1.00
FC9(C,V)*B12	FC/MC/PC35B	0.98	0.98	1.00
FC9(C,V)*C16	FC/MC/PC35C	0.99	1.00	0.99
(F,L)C8(C,V)*A12	HC30A	0.97	0.95	1.02
FC9V*A12	HC30A	0.98	0.97	1.01
FC9(C,V)*B12	HC36B	0.98	0.98	1.00
(F,L)C8(C,V)*A12	HD36A	1.30	1.36	0.96
FC9V*A12	HD36A	1.34	1.39	0.96
FC9(C,V)*B12	HD36B	1.33	1.39	0.96
C*(8,L)C*A12	FC/MC/PC32A	0.98	1.04	0.95
C*(8,L)C*B12	FC/MC/PC35B	0.98	1.05	0.93
C*9C*B12	FC/MC/PC35B	0.99	1.05	0.94
C*(8,L)C*A12	FC/MC/PC37A	1.00	1.07	0.93
C*(8,L)C*B12	FC/MC/PC43B	0.98	1.07	0.92
C*9C*B12	FC/MC/PC43B	0.99	1.07	0.93
C*(8,L)C*B12	HC36	0.97	1.05	0.93

Variable Speed Furnace	Coil	MBH	KW	COP
C*9C*B12	HC36	0.99	1.05	0.94
C*(8,L)C*A12	HD36	0.90	0.90	1.00
C*(8,L)C*B12	HD36	0.89	0.89	1.00
C*(8,L)C*C16	HD36	0.91	0.93	0.98
C*(8,L)C*C20	HD36	0.88	0.89	0.98
C*9C*B12	HD36	0.90	0.90	1.00
C*9C*C16	HD36	0.90	0.91	0.99
C*9C*C20	HD36	0.88	0.89	0.99
G*9V*A12	FC/MC/PC24A	0.98	1.04	0.95
G*9V*A12	FC/MC/PC30A	0.98	1.04	0.95
G*9V*A12	FC/MC/PC32A	0.99	1.03	0.96
G*9V*B12	FC/MC/PC35B	0.99	1.05	0.94
G*9V*A12	FC/MC/PC36A	0.99	1.05	0.94
G*9V*A12	FC/MC/PC37A	1.00	1.06	0.94
G*9V*B12	FC/MC/PC43B	0.99	1.07	0.93
G*9V*A12	HC30	0.98	1.02	0.95
G*9V*B12	HC36	0.99	1.05	0.94
G*9V*A12	HD36	0.90	0.89	1.02
G*9V*B12	HD36	0.90	0.90	1.00
G*9V*C16	HD36	0.90	0.91	0.99
G*9V*C20	HD36	0.88	0.89	0.99
G*9V*A12	UC24A	0.99	1.04	0.95
G*9V*A12	UC30A	0.99	1.04	0.95
G*9V*A12	UC36A	0.98	1.02	0.95

HEATING PERFORMANCE DATA										
CONDENSING UNIT MODEL NO		CHJD30S41S1								
EVAPORATOR COIL MODEL NO		AHP36								
AIR TEMP. ENTERING OUTDOOR UNIT	AIR TEMP. ENTERING INDOOR COIL	ID CFM								
		800			1000			1200		
		MBTUH	KW	C.O.P.	MBTUH	KW	C.O.P.	MBTUH	KW	C.O.P.
60	60	33.0	2.5	3.9	35.7	2.4	4.3	38.5	2.4	4.7
	70	31.4	2.6	3.6	34.1	2.6	3.9	36.9	2.6	4.2
	80	29.8	2.7	3.2	32.5	2.7	3.5	35.2	2.7	3.8
47	60	28.8	2.3	3.6	30.6	2.3	3.9	32.3	2.3	4.1
	70	26.6	2.4	3.2	28.3	2.4	3.4	29.9	2.4	3.6
	80	24.4	2.5	2.9	26.0	2.5	3.0	27.6	2.5	3.2
40	60	25.8	2.2	3.4	27.1	2.3	3.5	28.4	2.3	3.7
	70	24.2	2.3	3.0	25.4	2.3	3.2	26.6	2.4	3.3
	80	22.6	2.4	2.7	23.7	2.4	2.8	24.7	2.5	2.9
30	60	19.3	2.3	2.5	19.9	2.3	2.5	20.4	2.4	2.5
	70	20.8	2.2	2.7	21.5	2.3	2.8	22.2	2.3	2.9
	80	22.3	2.2	3.0	23.1	2.2	3.1	24.0	2.2	3.2
17	60	13.3	2.1	1.9	14.8	2.1	2.0	16.3	2.2	2.2
	70	15.4	2.1	2.2	16.5	2.1	2.3	17.7	2.1	2.4
	80	17.4	2.0	2.5	18.2	2.1	2.6	19.0	2.1	2.7
10	60	13.0	2.0	1.9	10.0	2.1	1.4	6.9	2.1	1.0
	70	14.5	2.0	2.1	13.4	2.0	1.9	12.2	2.1	1.7
	80	16.0	2.0	2.4	16.7	2.0	2.5	17.5	2.0	2.5

NOTE: ALL CAPACITIES ARE NET (KBTUH) WITH INDOOR FAN HEAT ALREADY DEDUCTED AT 1250 BTUH/1000 CFM.

#### Multipliers for determining the performance with other indoor sections.

Air Handler	Coil	MBH	KW	COP
–	FC/MC/PC32	0.99	0.98	1.01
–	FC/MC/PC35	0.99	0.98	1.01
–	FC/MC/PC37	1.00	1.00	1.00
–	FC/MC/PC43	1.00	1.00	1.00
–	HC36	0.99	0.98	1.01
–	HC42	1.00	1.00	1.00
–	HD48	1.34	1.40	0.96
AHP36	–	1.00	1.00	1.00
AV36	–	0.98	0.98	1.00
F4FP040	–	0.99	0.98	1.02
MA12B	FC/MC/PC35B	0.99	0.98	1.01
MV12B	FC/MC/PC35B	0.97	0.96	1.01
MV16C	FC/MC/PC35C	0.97	0.96	1.01
MA12B	FC/MC/PC43B	1.00	1.00	1.00
MV12B	FC/MC/PC43B	0.98	0.98	1.00
MV16C	FC/MC/PC43C	0.98	0.98	1.00

Continued on Page 46.

Variable Speed Furnace	Coil	MBH	KW	COP
(F,L)C8(C,V)*A12	FC/MC/PC32A	0.98	0.96	1.01
FC9V*A12	FC/MC/PC32A	0.98	0.97	1.01
(F,L)C8(C,V)*B16	FC/MC/PC35B	0.98	0.97	1.01
(F,L)C8(C,V)*C16	FC/MC/PC35C	0.97	0.96	1.01
(F,L)C8(C,V)*C20	FC/MC/PC35C	0.99	0.99	1.00
FC9(C,V)*B12	FC/MC/PC35B	0.98	0.96	1.01
FC9(C,V)*C16	FC/MC/PC35C	0.98	0.96	1.01
FC9(C,V)*C20	FC/MC/PC35C	0.98	0.96	1.01
(F,L)C8(C,V)*A12	FC/MC/PC37A	0.99	0.99	1.00
FC9V*A12	FC/MC/PC37A	0.99	0.99	1.00
(F,L)C8(C,V)*B16	FC/MC/PC43B	0.99	1.00	0.99
(F,L)C8(C,V)*C16	FC/MC/PC43C	0.98	0.98	1.00
(F,L)C8(C,V)*C20	FC/MC/PC43C	1.00	1.01	0.99
FC9(C,V)*B12	FC/MC/PC43B	0.98	0.99	1.00
FC9(C,V)*C16	FC/MC/PC43C	0.98	0.99	1.00
FC9(C,V)*C20	FC/MC/PC43C	0.98	0.99	1.00
(F,L)C8(C,V)*B16	HC36B	0.98	0.97	1.01
FC9(C,V)*B12	HC36B	0.98	0.96	1.01
(F,L)C8(C,V)*C16	HC42C	0.98	0.98	1.00
(F,L)C8(C,V)*C20	HC42C	1.00	1.01	0.99
FC9(C,V)*C16	HC42C	0.98	0.99	1.00
FC9(C,V)*C20	HC42C	0.98	0.99	1.00
(F,L)C8(C,V)*C16	HD48C	1.32	1.38	0.96
(F,L)C8(C,V)*C20	HD48C	1.35	1.39	0.97
FC9(C,V)*C16	HD48C	1.32	1.38	0.96
FC9(C,V)*C20	HD48C	1.32	1.38	0.96
FC9(C,V)*D20	HD48D	1.33	1.38	0.96
C*(8,L)C*A12	FC/MC/PC37A	0.99	1.02	0.97
C*(8,L)C*B12	FC/MC/PC43B	0.98	1.05	0.94

Variable Speed Furnace	Coil	MBH	KW	COP
C*9C*B12	FC/MC/PC43B	0.99	1.03	0.96
C*(8,L)C*C16	FC/MC/PC43C	0.98	1.06	0.92
C*(8,L)C*C20	FC/MC/PC43C	0.98	1.07	0.92
C*9C*C16	FC/MC/PC43C	0.98	1.04	0.94
C*9C*C20	FC/MC/PC43C	0.98	1.06	0.93
C*(8,L)C*C16	HC42	0.98	1.06	0.92
C*(8,L)C*C20	HC42	0.98	1.07	0.92
C*9C*C16	HC42	0.98	1.04	0.94
C*9C*C20	HC42	0.98	1.06	0.93
C*(8,L)C*A12	HD36	0.93	0.90	1.02
C*(8,L)C*B12	HD36	0.92	0.92	1.01
C*(8,L)C*C16	HD36	0.92	0.92	1.00
C*(8,L)C*C20	HD36	0.93	0.94	0.99
C*9C*B12	HD36	0.92	0.91	1.01
C*9C*C16	HD36	0.92	0.92	1.00
C*9C*C20	HD36	0.92	0.92	1.01
G*9V*A12	FC/MC/PC32A	0.98	1.01	0.97
G*9V*A12	FC/MC/PC36A	0.98	1.02	0.96
G*9V*A12	FC/MC/PC37A	0.99	1.03	0.97
G*9V*B12	FC/MC/PC43B	0.99	1.03	0.96
G*9V*C16	FC/MC/PC43C	0.98	1.04	0.94
G*9V*C20	FC/MC/PC43C	0.98	1.06	0.93
G*9V*C16	HC42	0.98	1.04	0.94
G*9V*C20	HC42	0.98	1.06	0.93
G*9V*A12	HD36	0.93	0.90	1.03
G*9V*B12	HD36	0.92	0.91	1.01
G*9V*C16	HD36	0.92	0.92	1.00
G*9V*C20	HD36	0.92	0.92	1.01
G*9V*A12	UC36A	0.98	1.00	0.97

HEATING PERFORMANCE DATA										
CONDENSING UNIT MODEL NO		CHJD36S41S1								
EVAPORATOR COIL MODEL NO		AHP36								
AIR TEMP. ENTERING OUTDOOR UNIT	AIR TEMP. ENTERING INDOOR COIL	ID CFM								
		1000			1200			1400		
		MBTUH	KW	C.O.P.	MBTUH	KW	C.O.P.	MBTUH	KW	C.O.P.
60	60	44.9	3.1	4.2	46.3	3.2	4.3	47.8	3.2	4.4
	70	42.7	3.3	3.8	44.3	3.3	3.9	45.8	3.4	4.0
	80	40.6	3.4	3.5	42.2	3.5	3.6	43.9	3.5	3.6
47	60	36.8	2.9	3.7	38.6	3.0	3.8	40.5	3.0	3.9
	70	28.4	2.8	3.0	33.4	3.0	3.3	38.5	3.2	3.5
	80	19.9	2.7	2.2	28.2	3.0	2.7	36.5	3.3	3.2
40	60	34.6	2.8	3.6	35.2	2.9	3.6	35.8	3.0	3.5
	70	24.0	3.0	2.4	32.5	3.0	3.2	41.1	3.1	3.9
	80	13.3	3.1	1.3	29.8	3.1	2.8	46.3	3.2	4.3
30	60	28.1	2.7	3.1	29.7	2.8	3.2	31.3	2.8	3.2
	70	25.2	2.8	2.7	27.3	2.9	2.8	29.4	2.9	2.9
	80	22.4	2.9	2.3	24.9	3.0	2.5	27.5	3.0	2.7
17	60	22.2	2.4	2.7	23.1	2.5	2.7	24.0	2.7	2.6
	70	21.0	2.5	2.5	21.6	2.6	2.4	22.2	2.7	2.4
	80	19.8	2.6	2.3	20.1	2.7	2.2	20.3	2.8	2.2
10	60	19.7	2.4	2.4	20.7	2.5	2.5	21.8	2.6	2.5
	70	15.0	2.4	1.8	17.5	2.5	2.1	20.1	2.6	2.2
	80	10.3	2.4	1.3	14.4	2.5	1.7	18.4	2.7	2.0

NOTE: ALL CAPACITIES ARE NET (KBTUH) WITH INDOOR FAN HEAT ALREADY DEDUCTED AT 1250 BTUH/1000 CFM.

**Multipliers for determining the performance with other indoor sections.**

Air Handler	Coil	MBH	KW	COP
-	FC/MC/PC37	1.01	1.01	1.00
-	FC/MC/PC43	1.01	1.01	1.00
-	FC/MC/PC48	1.01	1.01	1.00
-	HC42	1.01	1.01	1.00
-	HD48	0.96	0.91	1.06
-	HD48	0.96	0.90	1.07
AV36	-	1.00	1.01	0.99
F4FP045	-	1.03	1.06	0.97
MA12B	FC/MC/PC43B	1.01	1.01	1.00
MV12B	FC/MC/PC43B	1.00	1.00	1.00
MV16C	FC/MC/PC43C	0.99	0.99	1.00
MA14D	FC/MC/PC48D	1.01	1.01	1.00
MV12D	FC/MC/PC48D	0.98	0.98	1.01
MV16C	FC/MC/PC48C	0.99	0.99	1.00
MV20D	FC/MC/PC48D	0.99	0.99	1.00

Continued on Page 48.

Variable Speed Furnace	Coil	MBH	KW	COP
(F,L)C8(C,V)*A12	FC/MC/PC37A	1.00	1.01	1.00
FC9V*A12	FC/MC/PC37A	0.99	0.98	1.01
(F,L)C8(C,V)*B16	FC/MC/PC43B	0.99	1.00	1.00
(F,L)C8(C,V)*C16	FC/MC/PC43C	0.99	0.99	1.00
(F,L)C8(C,V)*C20	FC/MC/PC43C	0.99	0.99	1.00
FC9(C,V)*B12	FC/MC/PC43B	1.00	1.00	1.00
FC9(C,V)*C16	FC/MC/PC43C	0.99	0.99	1.00
FC9(C,V)*C20	FC/MC/PC43C	1.00	1.00	1.00
(F,L)C8(C,V)*C16	FC/MC/PC48C	0.99	1.00	1.00
(F,L)C8(C,V)*C20	FC/MC/PC48C	0.99	1.00	1.00
FC9(C,V)*C16	FC/MC/PC48C	0.99	1.00	1.00
FC9(C,V)*C20	FC/MC/PC48C	1.00	1.00	1.00
FC9(C,V)*D20	FC/MC/PC48D	0.99	1.00	1.00
(F,L)C8(C,V)*C16	HC42C	0.99	0.99	1.00
(F,L)C8(C,V)*C20	HC42C	0.99	0.99	1.00
FC9(C,V)*C16	HC42C	0.99	0.99	1.00
FC9(C,V)*C20	HC42C	1.00	1.00	1.00
(F,L)C8(C,V)*C16	HD48C	0.94	0.89	1.06
(F,L)C8(C,V)*C20	HD48C	0.94	0.89	1.06
FC9(C,V)*C16	HD48C	0.94	0.89	1.06
FC9(C,V)*C20	HD48C	0.95	0.89	1.06
FC9(C,V)*D20	HD48D	0.94	0.89	1.06
C*(8,L)C*A12	FC/MC/PC37A	0.96	0.99	0.97
C*(8,L)C*B12	FC/MC/PC43B	1.00	1.02	0.98
C*9C*B12	FC/MC/PC43B	1.00	1.02	0.98
C*(8,L)C*C16	FC/MC/PC43C	0.99	1.05	0.94
C*(8,L)C*C20	FC/MC/PC43C	0.98	1.05	0.94
C*9C*C16	FC/MC/PC43C	0.99	1.03	0.96
C*9C*C20	FC/MC/PC43C	0.99	1.04	0.95
C*(8,L)C*C16	FC/MC/PC48C	0.99	1.06	0.93
C*(8,L)C*C20	FC/MC/PC48C	0.98	1.06	0.93

Variable Speed Furnace	Coil	MBH	KW	COP
C*9C*C16	FC/MC/PC48C	0.99	1.05	0.95
C*9C*C20	FC/MC/PC48C	1.01	1.05	0.96
C*(8,L)C*C16	HC42	0.99	1.05	0.94
C*(8,L)C*C20	HC42	0.98	1.05	0.93
C*9C*C16	HC42	0.99	1.03	0.97
C*9C*C20	HC42	0.99	1.04	0.95
C*(8,L)C*B12	HD48	0.95	0.95	1.00
C*(8,L)C*C16	HD48	0.95	0.97	0.98
C*(8,L)C*C20	HD48	0.94	0.97	0.97
C*9C*B12	HD48	0.95	0.95	1.01
C*9C*C16	HD48	0.95	0.96	0.99
C*9C*C20	HD48	0.97	0.97	1.00
C*(8,L)C*C16	UC48C	1.00	1.08	0.92
C*(8,L)C*C20	UC48C	1.00	1.09	0.91
C*9C*C16	UC48C	1.00	1.08	0.93
C*9C*C20	UC48C	1.02	1.07	0.95
G*9V*A12	FC/MC/PC36A	0.99	0.99	1.00
G*9V*A12	FC/MC/PC37A	0.98	1.00	0.99
G*9V*B12	FC/MC/PC43B	1.00	1.02	0.98
G*9V*C16	FC/MC/PC43C	0.99	1.03	0.96
G*9V*C20	FC/MC/PC43C	0.99	1.04	0.95
G*9V*C16	FC/MC/PC48C	0.99	1.05	0.95
G*9V*C20	FC/MC/PC48C	1.01	1.05	0.96
G*9V*C16	HC42	0.99	1.03	0.97
G*9V*C20	HC42	0.99	1.04	0.95
G*9V*B12	HD48	0.95	0.95	1.01
G*9V*C16	HD48	0.95	0.96	0.99
G*9V*C20	HD48	0.97	0.97	1.00
G*9V*A12	UC36A	0.98	0.97	1.01
G*9V*C16	UC48C	1.00	1.08	0.93
G*9V*C20	UC48C	1.02	1.07	0.95

HEATING PERFORMANCE DATA										
CONDENSING UNIT MODEL NO		CHJD42S41S1								
EVAPORATOR COIL MODEL NO		FC/MC/PC/UC48								
AIR TEMP. ENTERING OUTDOOR UNIT	AIR TEMP. ENTERING INDOOR COIL	ID CFM								
		1200			1400			1600		
		MBTUH	KW	C.O.P.	MBTUH	KW	C.O.P.	MBTUH	KW	C.O.P.
60	60	48.7	3.5	4.1	48.7	3.5	4.1	48.7	3.4	4.2
	70	47.8	3.8	3.6	48.6	3.8	3.7	49.5	3.8	3.8
	80	46.8	4.2	3.3	48.6	4.2	3.4	50.3	4.1	3.6
47	60	42.5	3.3	3.8	42.9	3.3	3.8	43.3	3.2	3.9
	70	42.3	3.6	3.4	42.7	3.6	3.5	43.1	3.6	3.6
	80	42.0	3.9	3.1	42.4	3.9	3.2	42.9	3.9	3.3
40	60	40.1	3.2	3.7	40.5	3.2	3.7	40.8	3.2	3.8
	70	39.1	3.5	3.3	39.6	3.5	3.3	40.0	3.5	3.4
	80	38.2	3.8	2.9	38.7	3.8	3.0	39.2	3.8	3.0
30	60	33.5	3.8	2.6	33.8	3.7	2.7	34.1	3.7	2.7
	70	34.8	3.4	3.0	34.5	3.4	3.0	34.1	3.4	2.9
	80	36.2	3.1	3.4	35.1	3.1	3.3	34.1	3.1	3.2
17	60	27.8	3.6	2.2	28.4	3.6	2.3	29.1	3.6	2.4
	70	28.3	3.3	2.5	28.8	3.3	2.5	29.2	3.3	2.6
	80	28.8	3.0	2.8	29.1	3.0	2.8	29.4	3.0	2.8
10	60	26.3	3.6	2.1	26.9	3.6	2.2	27.6	3.6	2.2
	70	25.6	3.3	2.3	26.8	3.3	2.4	28.0	3.3	2.5
	80	24.8	3.0	2.4	26.6	3.0	2.6	28.4	3.0	2.8

NOTE: ALL CAPACITIES ARE NET (KBTUH) WITH INDOOR FAN HEAT ALREADY DEDUCTED AT 1250 BTUH/1000 CFM.

#### Multipliers for determining the performance with other indoor sections.

Air Handler	Coil	MBH	KW	COP
-	FC/MC/PC60	1.00	1.06	0.94
-	HC42	0.99	0.99	1.00
-	HC60	1.00	1.06	0.94
-	HD60	0.99	0.89	1.11
AHP/SHP48	-	1.00	1.00	1.00
AV48	-	0.99	1.05	0.94
F4FP045	-	1.01	1.07	0.94
F5FP048	-	0.99	1.01	0.98
MA14D	FC/MC/PC48D	1.00	1.00	1.00
MA16C	FC/MC/PC48C	1.00	1.00	1.00
MV16C	FC/MC/PC48C	0.99	0.99	1.00
MV20D	FC/MC/PC48D	0.98	0.98	1.00
MA14D	FC/MC/PC60D	1.00	1.06	0.94
MA16C	FC/MC/PC60C	1.00	1.06	0.94
MV20D	FC/MC/PC60D	0.98	1.04	0.94

Continued on Page 50.

Variable Speed Furnace	Coil	MBH	KW	COP
(F,L)C8(C,V)*C16	FC/MC/PC48C	0.99	0.99	1.00
(F,L)C8(C,V)*C20	FC/MC/PC48C	0.99	0.99	1.00
FC9(C,V)*C16	FC/MC/PC48C	0.99	0.99	1.00
FC9(C,V)*C20	FC/MC/PC48C	0.99	0.99	1.00
FC9(C,V)*D20	FC/MC/PC48D	0.99	0.99	1.00
(F,L)C8(C,V)*C16	FC/MC/PC60C	0.99	1.05	0.94
(F,L)C8(C,V)*C20	FC/MC/PC60C	0.99	1.05	0.94
FC9(C,V)*C16	FC/MC/PC60C	0.99	1.05	0.94
FC9(C,V)*C20	FC/MC/PC60C	0.99	1.05	0.94
FC9(C,V)*D20	FC/MC/PC60D	0.99	1.05	0.94
(F,L)C8(C,V)*C16	HC42C	0.99	0.98	1.00
(F,L)C8(C,V)*C20	HC42C	0.98	0.98	1.00
FC9(C,V)*C16	HC42C	0.99	0.99	1.00
FC9(C,V)*C20	HC42C	0.98	0.98	1.00
FC9(C,V)*D20	HC60D	0.99	1.05	0.94
(F,L)C8(C,V)*C16	HD60C	0.98	0.88	1.11
(F,L)C8(C,V)*C20	HD60C	0.98	0.88	1.11
FC9(C,V)*C16	HD60C	0.98	0.88	1.11
FC9(C,V)*C20	HD60C	0.98	0.88	1.11
FC9(C,V)*D20	HD60D	0.98	0.88	1.11
C*(8,L)C*C16	FC/MC/PC48C	0.99	1.04	0.95
C*(8,L)C*C20	FC/MC/PC48C	0.99	1.05	0.95
C*9C*C16	FC/MC/PC48C	0.99	1.03	0.96
C*9C*C20	FC/MC/PC48C	0.99	1.03	0.97
C*9C*D20	FC/MC/PC48D	0.99	1.04	0.96
C*9C*D20	FC/MC/PC60D	1.00	1.08	0.93
C*9C*D20	FC/MC62D	0.99	1.06	0.94
C*(8,L)C*C16	FC/PC60C	1.00	1.08	0.92
C*(8,L)C*C20	FC/PC60C	0.99	1.09	0.91
C*9C*C16	FC/PC60C	1.00	1.05	0.95
C*9C*C20	FC/PC60C	1.00	1.07	0.94
C*(8,L)C*C16	HC42	0.99	1.03	0.96
C*(8,L)C*C20	HC42	0.99	1.03	0.96
C*9C*C16	HC42	0.99	1.02	0.98
C*9C*C20	HC42	0.99	1.02	0.97

Variable Speed Furnace	Coil	MBH	KW	COP
C*(8,L)C*B12	HD48	0.98	0.92	1.07
C*(8,L)C*C16	HD48	0.98	0.95	1.03
C*(8,L)C*C20	HD48	0.97	0.93	1.04
C*9C*B12	HD48	0.96	0.87	1.11
C*9C*C16	HD48	0.98	0.92	1.06
C*9C*C20	HD48	0.98	0.94	1.04
C*9C*D20	HD48	0.98	0.95	1.03
C*(8,L)C*C16	UC48C	0.99	1.07	0.93
C*(8,L)C*C20	UC48C	0.99	1.07	0.93
C*9C*C16	UC48C	1.00	1.06	0.94
C*9C*C20	UC48C	1.00	1.05	0.95
C*9C*D20	UC48D	1.00	1.06	0.94
C*(8,L)C*C16	UC60C	0.99	1.07	0.93
C*(8,L)C*C20	UC60C	0.99	1.08	0.92
C*9C*C16	UC60C	1.00	1.04	0.96
C*9C*C20	UC60C	1.00	1.05	0.95
C*9C*D20	UC60D	1.00	1.06	0.94
G*9V*C16	FC/MC/PC48C	0.99	1.03	0.96
G*9V*C20	FC/MC/PC48C	0.99	1.03	0.97
G*9V*D20	FC/MC/PC48D	0.99	1.04	0.96
G*9V*D20	FC/MC/PC60D	1.00	1.08	0.93
G*9V*D20	FC/MC62D	0.99	1.06	0.94
G*9V*C16	FC/PC60C	1.00	1.05	0.95
G*9V*C20	FC/PC60C	1.00	1.07	0.94
G*9V*C16	HC42	0.99	1.02	0.98
G*9V*C20	HC42	0.99	1.02	0.97
G*9V*B12	HD48	0.96	0.87	1.11
G*9V*C16	HD48	0.98	0.92	1.06
G*9V*C20	HD48	0.98	0.94	1.04
G*9V*D20	HD48	0.98	0.95	1.03
G*9V*C16	UC48C	1.00	1.06	0.94
G*9V*C20	UC48C	1.00	1.05	0.95
G*9V*D20	UC48D	1.00	1.06	0.94
G*9V*C16	UC60C	1.00	1.04	0.96
G*9V*C20	UC60C	1.00	1.05	0.95
G*9V*D20	UC60D	1.00	1.06	0.94

HEATING PERFORMANCE DATA										
CONDENSING UNIT MODEL NO		CHJD48S41S1								
EVAPORATOR COIL MODEL NO		AHP/SHP48								
AIR TEMP. ENTERING OUTDOOR UNIT	AIR TEMP. ENTERING INDOOR COIL	ID CFM								
		1400			1600			1800		
		MBTUH	KW	C.O.P.	MBTUH	KW	C.O.P.	MBTUH	KW	C.O.P.
60	60	60.1	4.0	4.4	61.4	4.0	4.5	62.7	3.9	4.7
	70	59.0	4.1	4.3	59.2	4.3	4.0	61.1	4.3	4.2
	80	57.9	4.1	4.1	57.0	4.7	3.6	59.5	4.7	3.7
47	60	52.1	3.3	4.7	51.4	3.7	4.0	48.1	3.7	3.8
	70	51.3	3.6	4.2	50.7	4.2	3.6	49.4	4.1	3.5
	80	50.4	3.9	3.8	50.0	4.6	3.2	50.8	4.6	3.2
40	60	47.4	3.2	4.4	45.5	3.7	3.6	48.5	3.7	3.8
	70	46.9	3.5	3.9	45.5	4.1	3.2	47.1	4.1	3.4
	80	46.5	3.9	3.5	45.5	4.5	3.0	45.7	4.5	3.0
30	60	41.8	3.0	4.0	38.4	4.3	2.6	37.3	4.2	2.6
	70	41.5	3.4	3.6	37.5	3.9	2.9	37.9	3.9	2.9
	80	41.3	3.7	3.3	36.6	3.4	3.1	38.4	3.5	3.2
17	60	35.1	2.9	3.6	28.6	3.9	2.2	29.5	4.0	2.2
	70	35.0	3.2	3.2	29.1	3.6	2.4	29.9	3.6	2.4
	80	34.9	3.5	2.9	29.5	3.3	2.6	30.2	3.3	2.7
10	60	32.0	2.8	3.4	25.8	3.9	2.0	26.4	3.9	2.0
	70	31.8	3.1	3.0	26.4	3.6	2.2	27.3	3.6	2.2
	80	31.7	3.4	2.8	27.0	3.3	2.4	28.1	3.4	2.5

NOTE: ALL CAPACITIES ARE NET (KBTUH) WITH INDOOR FAN HEAT ALREADY DEDUCTED AT 1250 BTUH/1000 CFM.

**Multipliers for determining the performance with other indoor sections.**

Air Handler	Coil	MBH	KW	COP
–	FC/MC/PC48	1.00	0.95	1.04
–	FC/MC/PC60	1.00	1.02	0.99
–	HC60	1.00	1.02	0.99
–	HD60	0.98	0.85	1.16
–	MC62	1.00	0.97	1.03
AHP60	–	0.99	1.01	0.99
AV48	–	0.99	1.01	0.99
AV60	–	1.00	1.01	0.98
F4FV060	–	0.99	1.01	0.99
F5FP048	–	0.99	0.98	1.02
F5FP060	–	1.00	1.02	0.98
MA16C	FC/MC/PC48C	1.00	0.95	1.04
MA20D	FC/MC/PC48D	1.00	0.95	1.04
MV16C	FC/MC/PC48C	0.99	0.94	1.04
MV20D	FC/MC/PC48D	0.99	0.94	1.04
MA16C	FC/MC/PC60C	1.00	1.02	0.99
MA20D	FC/MC/PC60D	1.00	1.02	0.99
MV20D	FC/MC/PC60D	0.99	1.01	0.99
MA20D	MC62D	1.00	0.97	1.03
MV20D	MC62D	0.99	0.96	1.03

Continued on Page 52.

Variable Speed Furnace	Coil	MBH	KW	COP
(F,L)C8(C,V)*C16	FC/MC/PC48C	0.99	0.93	1.06
(F,L)C8(C,V)*C20	FC/MC/PC48C	0.99	0.95	1.04
FC9(C,V)*C16	FC/MC/PC48C	0.99	0.95	1.04
FC9(C,V)*C20	FC/MC/PC48C	0.99	0.95	1.04
FC9(C,V)*D20	FC/MC/PC48D	0.99	0.95	1.04
(F,L)C8(C,V)*C16	FC/MC/PC60C	1.00	1.00	1.00
(F,L)C8(C,V)*C20	FC/MC/PC60C	1.00	1.01	0.99
FC9(C,V)*C16	FC/MC/PC60C	1.00	1.02	0.99
FC9(C,V)*C20	FC/MC/PC60C	1.00	1.01	0.99
FC9(C,V)*D20	FC/MC/PC60D	1.00	1.01	0.99
FC9(C,V)*D20	HC60D	1.00	1.01	0.99
(F,L)C8(C,V)*C16	HD60C	0.98	0.82	1.19
(F,L)C8(C,V)*C20	HD60C	0.98	0.84	1.16
FC9(C,V)*C16	HD60C	0.98	0.85	1.16
FC9(C,V)*C20	HD60C	0.98	0.84	1.16
FC9(C,V)*D20	HD60D	0.98	0.84	1.16
(F,L)C8(C,V)*C20	MC62C	0.99	0.97	1.03
FC9(C,V)*C16	MC62C	1.00	0.97	1.03
FC9(C,V)*C20	MC62C	0.99	0.97	1.03
FC9(C,V)*D20	MC62D	0.99	0.97	1.03
C*9C*D20	FC/MC/PC60D	0.99	1.00	1.00
C*9C*D20	FC/MC62D	1.00	1.01	0.98
C*(8,L)C*C16	FC/PC60C	0.99	1.00	0.99
C*(8,L)C*C20	FC/PC60C	0.99	1.02	0.97

Variable Speed Furnace	Coil	MBH	KW	COP
C*9C*C16	FC/PC60C	1.00	0.99	1.00
C*9C*C20	FC/PC60C	1.00	0.99	1.00
C*9C*D20	HC60	1.00	1.03	0.97
C*(8,L)C*C16	HD60	0.98	0.94	1.04
C*(8,L)C*C20	HD60	0.98	0.96	1.03
C*9C*C16	HD60	0.99	0.94	1.05
C*9C*C20	HD60	0.99	0.94	1.05
C*9C*D20	HD60	0.98	0.94	1.05
C*(8,L)C*C16	UC60C	0.99	1.02	0.98
C*(8,L)C*C20	UC60C	0.99	1.03	0.96
C*9C*C16	UC60C	1.00	1.01	0.99
C*9C*C20	UC60C	1.00	1.01	0.99
C*9C*D20	UC60D	1.00	1.01	0.98
G*9V*D20	FC/MC/PC60D	0.99	1.00	1.00
G*9V*D20	FC/MC62D	1.00	1.01	0.98
G*9V*C16	FC/PC60C	1.00	0.99	1.00
G*9V*C20	FC/PC60C	1.00	0.99	1.00
G*9V*D20	HC60	1.00	1.03	0.97
G*9V*C16	HD60	0.99	0.94	1.05
G*9V*C20	HD60	0.99	0.94	1.05
G*9V*D20	HD60	0.98	0.94	1.05
G*9V*C16	UC60C	1.00	1.01	0.99
G*9V*C20	UC60C	1.00	1.01	0.99
G*9V*D20	UC60D	1.00	1.01	0.98

HEATING PERFORMANCE DATA										
CONDENSING UNIT MODEL NO		CHJD60S41S1								
EVAPORATOR COIL MODEL NO		FC/MC62								
AIR TEMP. ENTERING OUTDOOR UNIT	AIR TEMP. ENTERING INDOOR COIL	ID CFM								
		1600			1800			2000		
		MBTUH	KW	C.O.P.	MBTUH	KW	C.O.P.	MBTUH	KW	C.O.P.
60	60	65.7	4.7	4.1	66.7	4.6	4.2	67.6	4.6	4.3
	70	64.7	5.1	3.7	65.4	5.0	3.8	66.1	4.9	3.9
	80	63.8	5.5	3.4	64.1	5.4	3.5	64.5	5.3	3.6
47	60	56.9	4.4	3.8	57.4	4.4	3.9	58.0	4.3	4.0
	70	55.8	4.8	3.4	56.3	4.8	3.5	56.8	4.7	3.5
	80	54.7	5.2	3.1	55.2	5.2	3.1	55.6	5.1	3.2
40	60	51.9	4.3	3.5	51.7	4.3	3.5	51.4	4.3	3.5
	70	50.6	4.8	3.1	51.1	4.7	3.2	51.7	4.7	3.2
	80	49.3	5.2	2.8	50.6	5.1	2.9	51.9	5.0	3.0
30	60	44.1	5.0	2.6	43.6	5.0	2.5	43.1	5.0	2.5
	70	45.3	4.6	2.9	44.8	4.6	2.9	44.4	4.6	2.8
	80	46.5	4.2	3.2	46.1	4.2	3.2	45.6	4.1	3.2
17	60	36.6	5.0	2.2	36.8	4.9	2.2	36.9	4.9	2.2
	70	36.0	4.5	2.4	36.5	4.5	2.4	37.1	4.4	2.4
	80	35.3	4.0	2.6	36.3	4.0	2.6	37.3	4.0	2.7
10	60	27.3	4.7	1.7	27.7	4.6	1.7	28.1	4.6	1.8
	70	30.4	4.4	2.0	31.2	4.3	2.1	32.0	4.3	2.2
	80	33.4	4.0	2.4	34.7	4.0	2.5	35.9	4.0	2.7

NOTE: ALL CAPACITIES ARE NET (KBTUH) WITH INDOOR FAN HEAT ALREADY DEDUCTED AT 1250 BTUH/1000 CFM.

**Multipliers for determining the performance with other indoor sections.**

Air Handler	Coil	MBH	KW	COP
MA20D	MC62D	1.00	1.00	1.00
MV20D	MC62D	0.99	0.99	1.00

Variable Speed Furnace	Coil	MBH	KW	COP
(F,L)C8(C,V)*C20	MC62C	1.00	1.00	1.00
FC9(C,V)*C20	MC62C	0.99	0.97	1.03
FC9(C,V)*D20	MC62D	0.99	0.96	1.03
C*9C*D20	FC/MC/PC60D	0.98	0.97	1.02
C*(8,L)C*C20	FC/MC62D	0.98	1.01	0.98
C*9C*C20	FC/MC62D	0.99	0.99	1.01
G*9V*D20	FC/MC/PC60D	0.98	0.97	1.02
G*9V*C20	FC/MC62D	0.99	0.99	1.01

# NOTES