

Totaline® Whole House Duct Mount HEPA Air Cleaner

P102-400DM



Description

- The Totaline Whole House Duct Mount HEPA Air Cleaner has been designed to remove atmospheric and household dust, coal dust, insecticide dust, mites, pollen, mold spores, fungi, bacteria, viruses, pet dander, cooking smoke and grease, tobacco smoke particles, and more down to 0.3 micron (1/84,000 of an inch) with 99.97% efficiency on the first pass of air.
- It's ideal for homes that have tight space conditions in their furnace/air conditioning rooms. This unit is compact and can be installed directly on the return air vent. It can also be mounted directly to the furnace and collar mounted to the return air duct to save space.
- Ideal for homes with allergy, asthma or respiratory sufferers, smokers, pets, cooking odors and mustiness.
- Helps protect and prolong the operating efficiency of the heating and cooling equipment.

Standard Features

- Highly Efficient MERV 11 Prefilter removes lint and hair before they enter HEPA filter.
- Activated Carbon Prefilter removes odors to extend the life of the HEPA filter.
- Long-life, 99.97% HEPA Media Filter removes particles 0.3 micron (1/84,000 of an inch) and larger. The HEPA filter becomes more efficient as it becomes dirtier with time.
- Powerful European motor delivers 320 CFM of pure air, without adding static pressure to the HVAC system.
- Plug-in Power Cord provides convenient electrical connection.
- Versatile installation can be duct mounted, collar mounted or free-standing.

Cabinet Construction Features

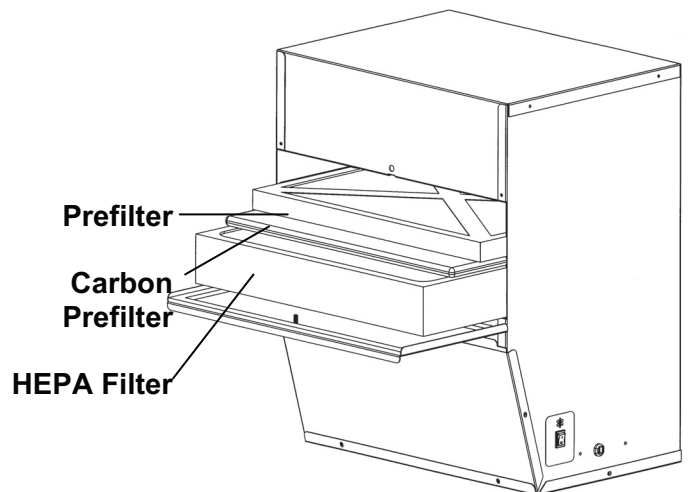
- One piece wrap, steel cabinet has powder-coat paint finish to provide rigid installation and durability.
- Pre-punched openings at back of unit and mounting template are provided for easier duct mount installation; no external ducting required.
- Pre-punched openings at top and bottom of unit facilitate collar mount installation.

Warranty

- Five Year Limited Parts.

Media Replacement Filters

PART NUMBER	DESCRIPTION	REPLACE EVERY
P102-D40400	HEPA Media Filter	2-3 years
P102-D40855	Prefilter, MERV 11	3-6 months
P102-D40810	Carbon Prefilter	3-6 months

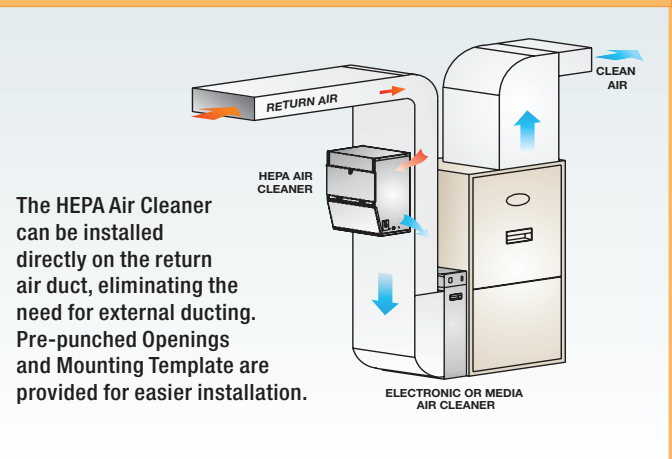


Totaline® Whole House Duct Mount HEPA Air Cleaner P102-400DM

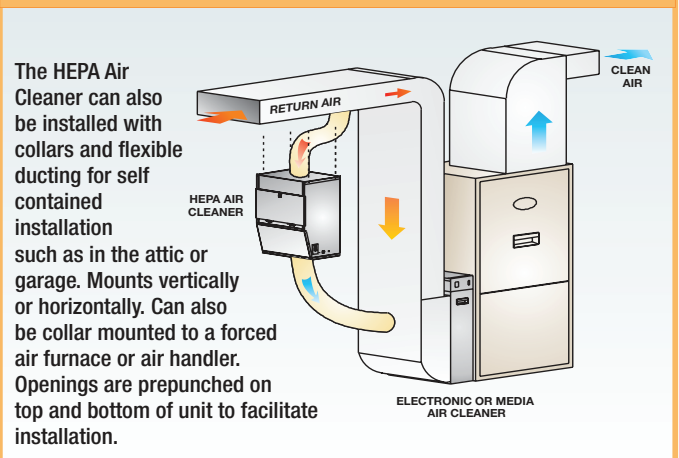
SPECIFICATIONS

MODEL	P102-400DM
Air Flow	320 CFM 544 m ³ /hr
Whole-House Air Changes Per Day 1500 sq ft home 2000 sq ft home	39 Air Changes / Day 29 Air Changes / Day
Prefilter (MERV 11)	3.1 ft ² 0.29 m ²
Carbon Prefilter	1.33 ft ² 0.12 m ²
HEPA Media Filter	40 ft ² 3.7 m ²
Power	120 V 60 Hz
Plug-in Power Cord	10.0 ft 3.05 m
Cabinet Dimensions <i>W x D x H</i>	16.25 x 12.75 x 20.13 in 41.3 x 32.4 x 51.1 cm
Intake Duct Fitting	14.5 x 3.75 in or 8 in (dia) 36.8 x 9.5 cm or 20.3 cm (dia)
Outflow Duct Fitting	14.5 x 4.37 in or 8 in (dia) 36.8 x 11.1 cm or 20.3 cm (dia)
Unit Weight	38 lbs 17.2 kg

DUCT MOUNT INSTALLATION



COLLAR MOUNT INSTALLATION



HOW IT WORKS

Millions of airborne particulates and gases travel through the heating/cooling system 4-5 times every hour. The HEPA Air Cleaner connects to the return air duct and diverts 1/3 to 1/2 of this dirty air through a sealed 3-stage filtration system. A home can reach 39 or more whole-house air changes/day depending on the house size. And when a Totaline High Efficiency Electronic or Media Air Cleaner is added to the return air, the home can achieve 96+ wholehouse air changes/day (with system fan on continuous).

Manufacturer reserves the right to discontinue or change at any time, specifications or designs without notice or without incurring obligations. Performance of the Air Cleaners will depend on house plan design, duct design and heating/cooling equipment.

Air Cleaner Help Line Toll Free: 1-800-267-8305

