



14 SEER CONDENSING UNITS

Features

- Painted louvered steel cabinet.
- Easily accessible control box.
- Condenser coils constructed with copper tubing and enhanced aluminum fins.
- Grille/Motor mount for quiet fan operation.


Applications

Outdoor condensing unit designed for ground level or rooftop installations. These units offer comfort and dependability for single, multi-family and light commercial applications.

Accessories

- Low Pressure Control (RXAC-A03)
- High Pressure Control (RXAB-A03)
- Low Ambient Control (RXAD-A04)
- Compressor Time Delay Control
- Crankcase Heater
- Sound Enclosure
- Filter Drier

14AJA SERIES



Model Number Identification

14	A	J	A	18	A	01
14 SEER	A = AIR CONDITIONER	<u>VOLTAGE</u> J = 208-230 SINGLE PHASE	<u>DESIGN SERIES</u> A = 1ST DESIGN	<u>NOMINAL COOLING CAPACITY</u> 18 = 18,000 BTU/HR [5.28 kW] 24 = 24,000 BTU/HR [7.03 kW] 30 = 30,000 BTU/HR [8.79 kW] 36 = 36,000 BTU/HR [10.55 kW] 42 = 42,000 BTU/HR [12.31 kW] 48 = 48,000 BTU/HR [14.07 kW] 60 = 60,000 BTU/HR [17.58 kW]	<u>CABINET</u> A = FULL METAL JACKET	RHEEM VALUE SERIES

Performance Data @ ARI Standard Conditions—Cooling

Model Numbers		80°F [26.5°C] DB/67°F [19.5°C] WB Indoor Air 95°F [35°C] DB Outdoor Air					Sound Rating dB	Indoor CFM [L/s]
Outdoor Unit 14AJA	Indoor Coil and/or Air Handler	Total Capacity BTU/H [kW]	Net Sensible BTU/H [kW]	Net Latent BTU/H [kW]	EER	SEER		
18	RCFA-H*2417A* ①	18,100 [5.3]	12,850 [3.8]	5,250 [1.5]	12.40	14.00	74	600 [283]
	RCFA-A*2414A*	18,100 [5.3]	12,850 [3.8]	5,250 [1.5]	12.40	14.00	74	600 [283]
	RCFA-A*2417A*	18,100 [5.3]	12,850 [3.8]	5,250 [1.5]	12.40	14.00	74	600 [283]
	RCFA-H*2414A*	18,100 [5.3]	12,850 [3.8]	5,250 [1.5]	12.40	14.00	74	600 [283]
	17AHBA24HM (RCHJ-24A1)	17,200 [5.0]	12,100 [3.5]	5,100 [1.5]	12.65	14.00	74	600 [283]
	RBHK-17 (RCHJ-24A1)	17,300 [5.1]	12,200 [3.6]	5,100 [1.5]	12.95	14.00	74	600 [283]
	17AHSA18AU (RCSA-A*2417A*)	18,300 [5.4]	13,000 [3.8]	5,300 [1.6]	12.95	14.00	74	600 [283]
	17AHLA24HM (RCSA-H*2417A*)	18,600 [5.4]	13,200 [3.9]	5,400 [1.6]	14.00	15.00	74	600 [283]
	17AHSA18HM (RCSA-H*2417A*)	18,300 [5.4]	13,000 [3.8]	5,300 [1.6]	12.95	14.00	74	600 [283]
	RHLA-HM2417 (RCSA-H*2417A*)	18,600 [5.4]	13,200 [3.9]	5,400 [1.6]	14.00	15.00	74	600 [283]
	RHSA-HM1817 (RCSA-H*2417A*)	18,300 [5.4]	13,000 [3.8]	5,300 [1.6]	12.95	14.00	74	600 [283]
24	RCFA-H*2417A* ①	24,000 [7.0]	16,800 [4.9]	7,200 [2.1]	12.15	14.00	76	750 [354]
	RCFA-A*2414A*	24,000 [7.0]	16,800 [4.9]	7,200 [2.1]	12.15	14.00	76	750 [354]
	RCFA-A*2417A*	24,000 [7.0]	16,800 [4.9]	7,200 [2.1]	12.15	14.00	76	750 [354]
	RCFA-H*2414A*	24,000 [7.0]	16,800 [4.9]	7,200 [2.1]	12.15	14.00	76	750 [354]
	17AHBA24HM (RCHJ-24A1)	20,800 [6.1]	14,550 [4.3]	6,250 [1.8]	12.50	14.00	76	780 [368]
	RBHK-17 (RCHJ-24A1)	21,000 [6.2]	14,700 [4.3]	6,300 [1.8]	12.90	14.00	76	785 [370]
	RBHK-17 (RCHJ-24A2)	21,000 [6.2]	14,700 [4.3]	6,300 [1.8]	12.90	14.00	76	785 [370]
	17AHSA24AU (RCSA-A*2417A*)	24,400 [7.1]	17,050 [5.0]	7,350 [2.2]	12.50	14.00	76	800 [378]
	17AHLA24HM (RCSA-H*2417A*)	24,600 [7.2]	17,200 [5.0]	7,400 [2.2]	13.65	15.00	76	775 [366]
	17AHSA24HM (RCSA-H*2417A*)	24,400 [7.1]	17,050 [5.0]	7,350 [2.2]	12.50	14.00	76	800 [378]
	RHLA-HM2417 (RCSA-H*2417A*)	24,600 [7.2]	17,200 [5.0]	7,400 [2.2]	13.65	15.00	76	775 [366]
	RHSA-HM2417 (RCSA-H*2417A*)	24,400 [7.1]	17,050 [5.0]	7,350 [2.2]	12.50	14.00	76	800 [378]
	30	RCFA-H*3617A* ①	29,600 [8.7]	21,350 [6.3]	8,250 [2.4]	12.25	14.00	76
RCFA-A*3617A*		29,600 [8.7]	21,350 [6.3]	8,250 [2.4]	12.25	14.00	76	950 [448]
21AHBA36HM (RCHJ-36A1)		29,000 [8.5]	13,850 [4.1]	15,150 [4.4]	12.95	14.00	76	1,000 [472]
RBHK-21 (RCHJ-36A1)		29,000 [8.5]	13,850 [4.1]	15,150 [4.4]	13.05	14.00	76	1,000 [472]
17AHSA30AU (RCSA-A*3617A*)		29,800 [8.7]	21,450 [6.3]	8,350 [2.4]	12.70	14.00	76	950 [448]
17AHLA36HM (RCSA-H*3617A*)		30,400 [8.9]	21,950 [6.4]	8,450 [2.5]	13.55	15.00	76	1,000 [472]
17AHSA30HM (RCSA-H*3617A*)		29,800 [8.7]	21,450 [6.3]	8,350 [2.4]	12.70	14.00	76	950 [448]
RHLA-HM3617 (RCSA-H*3617A*)		30,400 [8.9]	21,950 [6.4]	8,450 [2.5]	13.55	15.00	76	1,000 [472]
RHSA-HM3017 (RCSA-H*3617A*)		29,800 [8.7]	21,450 [6.3]	8,350 [2.4]	12.70	14.00	76	950 [448]

① Highest sales volume tested combination required by D.O.E. test procedures.

[] Designates Metric Conversions

Performance Data @ ARI Standard Conditions—Cooling (con't.)

Model Numbers		80°F [26.5°C] DB/67°F [19.5°C] WB Indoor Air 95°F [35°C] DB Outdoor Air					Sound Rating dB	Indoor CFM [L/s]
Outdoor Unit 14AJA	Indoor Coil and/or Air Handler	Total Capacity BTU/H [kW]	Net Sensible BTU/H [kW]	Net Latent BTU/H [kW]	EER	SEER		
36	RCFA-H*4821A* ①	36,200 [10.6]	25,350 [7.4]	10,850 [3.2]	12.30	14.00	76	1,100 [519]
	RCFA-A*4821A*	36,200 [10.6]	25,350 [7.4]	10,850 [3.2]	12.30	14.00	76	1,100 [519]
	21AHBA36HM (RCHJ-36A1)	34,600 [10.1]	23,650 [6.9]	10,950 [3.2]	12.35	14.00	76	1,295 [611]
	RBHK-21 (RCHJ-36A1)	34,600 [10.1]	23,450 [6.9]	11,150 [3.3]	12.50	14.00	76	1,200 [566]
	RBHK-21 (RCHJ-36A2)	34,600 [10.1]	23,450 [6.9]	11,150 [3.3]	12.50	14.00	76	1,200 [566]
	17AHS36AU (RCSA-A*3617A*)	35,400 [10.4]	25,200 [7.4]	10,200 [3.0]	12.20	14.00	76	1,100 [519]
	17AHLA36HM (RCSA-H*3617A*)	36,200 [10.6]	25,900 [7.6]	10,300 [3.0]	12.90	14.50	76	1,200 [566]
	17AHS36HM (RCSA-H*3617A*)	35,400 [10.4]	25,200 [7.4]	10,200 [3.0]	12.20	14.00	76	1,100 [519]
	RHLA-HM3617 (RCSA-H*3617A*)	36,200 [10.6]	25,900 [7.6]	10,300 [3.0]	12.90	14.50	76	1,200 [566]
RHSA-HM3617 (RCSA-H*3617A*)	35,400 [10.4]	25,200 [7.4]	10,200 [3.0]	12.20	14.00	76	1,100 [519]	
RHSA-HM3621 (RCSA-H*3621A*)	35,400 [10.4]	25,200 [7.4]	10,200 [3.0]	12.20	14.00	76	1,100 [519]	
42	RCFA-H*4821A* ①	42,000 [12.3]	30,000 [8.8]	12,000 [3.5]	12.55	14.00	77	1,350 [637]
	RCFA-A*4821A*	42,000 [12.3]	30,000 [8.8]	12,000 [3.5]	12.55	14.00	77	1,350 [637]
	RCFA-A*4824A*	42,000 [12.3]	30,000 [8.8]	12,000 [3.5]	12.55	14.00	77	1,350 [637]
	RCFA-H*4824A*	42,000 [12.3]	30,000 [8.8]	12,000 [3.5]	12.55	14.00	77	1,350 [637]
	24AHBA48HM (RCHJ-48A1)	41,500 [12.2]	28,700 [8.4]	12,800 [3.8]	13.15	14.00	77	1,500 [708]
	RBHK-24 (RCHJ-48A1)	41,500 [12.2]	28,700 [8.4]	12,800 [3.8]	13.15	14.00	77	1,500 [708]
	21AHS42AU (RCSA-A*4821A*)	42,000 [12.3]	29,850 [8.7]	12,150 [3.6]	12.65	14.00	77	1,350 [637]
	21AHLA48HM (RCSA-H*4821A*)	42,500 [12.5]	30,500 [8.9]	12,000 [3.5]	13.65	15.00	77	1,400 [661]
	21AHS42HM (RCSA-H*4821A*)	42,000 [12.3]	29,850 [8.7]	12,150 [3.6]	12.65	14.00	77	1,350 [637]
	RHLA-HM4821 (RCSA-H*4821A*)	42,500 [12.5]	30,500 [8.9]	12,000 [3.5]	13.65	15.00	77	1,400 [661]
RHSA-HM4221 (RCSA-H*4821A*)	42,000 [12.3]	29,850 [8.7]	12,150 [3.6]	12.65	14.00	77	1,350 [637]	
48	RCFA-H*4821A ①	46,000 [13.5]	32,800 [9.6]	13,200 [3.9]	12.30	14.00	77	1,550 [731]
	RCFA-A*4821A*	46,000 [13.5]	32,800 [9.6]	13,200 [3.9]	12.30	14.00	77	1,550 [731]
	RCFA-A*4824A*	46,000 [13.5]	32,800 [9.6]	13,200 [3.9]	12.30	14.00	77	1,550 [731]
	RCFA-H*4824A*	46,000 [13.5]	32,800 [9.6]	13,200 [3.9]	12.30	14.00	77	1,550 [731]
	24AHBA48HM (RCHJ-48A1)	45,000 [13.2]	30,950 [9.1]	14,050 [4.1]	12.55	13.50	77	1,685 [795]
	RBHK-24 (RCHJ-48A1)	45,000 [13.2]	30,750 [9.0]	14,250 [4.2]	12.55	13.50	77	1,600 [755]
	RBHK-24 (RCHJ-48A2)	45,000 [13.2]	30,750 [9.0]	14,250 [4.2]	12.55	13.50	77	1,600 [755]
	21AHS48AU (RCSA-A*4821A*)	46,500 [13.6]	33,050 [9.7]	13,450 [3.9]	12.45	14.00	77	1,525 [720]
	24AHS48AU (RCSA-A*4824A*)	46,500 [13.6]	33,050 [9.7]	13,450 [3.9]	12.45	14.00	77	1,525 [720]
	21AHLA48HM (RCSA-H*4821A*)	47,000 [13.8]	33,500 [9.8]	13,500 [4.0]	13.05	14.50	77	1,600 [755]
	21AHS48HM (RCSA-H*4821A*)	46,500 [13.6]	33,050 [9.7]	13,450 [3.9]	12.45	14.00	77	1,525 [720]
	RHLA-HM4821 (RCSA-H*4821A*)	47,000 [13.8]	33,500 [9.8]	13,500 [4.0]	13.05	14.50	77	1,600 [755]
	RHSA-HM4821 (RCSA-H*4821A*)	46,500 [13.6]	33,050 [9.7]	13,450 [3.9]	12.45	14.00	77	1,525 [720]
	24AHLA48HM (RCSA-H*4824A*)	47,000 [13.8]	33,500 [9.8]	13,500 [4.0]	13.05	14.50	77	1,600 [755]
	24AHS48HM (RCSA-H*4824A*)	46,500 [13.6]	33,050 [9.7]	13,450 [3.9]	12.45	14.00	77	1,525 [720]
RHLA-HM4824 (RCSA-H*4824A*)	47,000 [13.8]	33,500 [9.8]	13,500 [4.0]	13.05	14.50	77	1,600 [755]	
RHSA-HM4824 (RCSA-H*4824A*)	46,500 [13.6]	33,050 [9.7]	13,450 [3.9]	12.45	14.00	77	1,525 [720]	
60	RCFA-H*6024A* ①	54,500 [16.0]	38,900 [11.4]	15,600 [4.6]	12.25	14.00	77	1,700 [802]
	RCFA-A*6024A*	54,500 [16.0]	38,900 [11.4]	15,600 [4.6]	12.25	14.00	77	1,700 [802]
	25AHBA60HM (RCHJ-60A1)	50,500 [14.8]	33,500 [9.8]	17,000 [5.0]	11.85	13.00	77	1,750 [826]
	RBHK-25 (RCHJ-60A1)	51,000 [14.9]	33,900 [9.9]	17,100 [5.0]	12.15	13.00	77	1,800 [849]
	24AHLA60HM (RCSA-H*6024A*)	56,000 [16.4]	39,950 [11.7]	16,050 [4.7]	13.10	14.50	77	1,800 [849]
	RHLA-HM6024 (RCSA-H*6024A*)	56,000 [16.4]	39,950 [11.7]	16,050 [4.7]	13.10	14.50	77	1,800 [849]

① Highest sales volume tested combination required by D.O.E. test procedures.

[] Designates Metric Conversions

Electrical and Physical Data

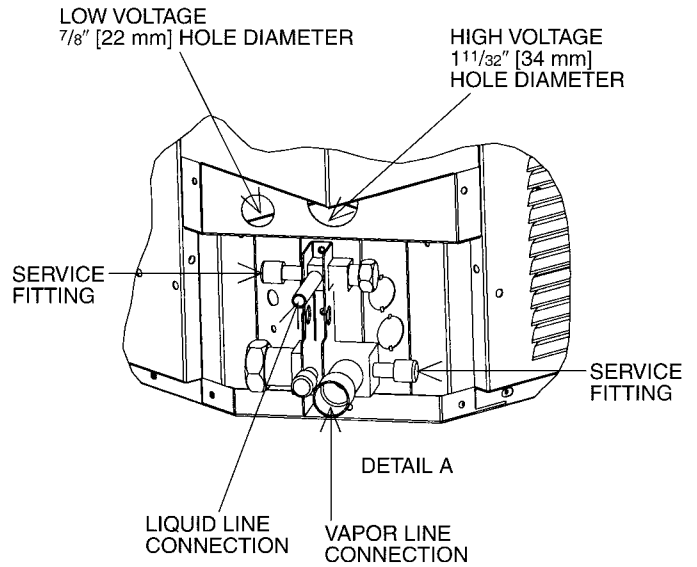
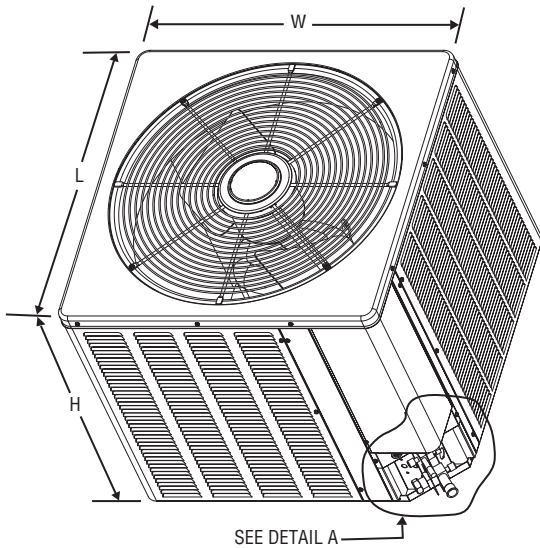
Model Number 14AJA	ELECTRICAL							PHYSICAL					
	Phase Frequency (HZ) Voltage (Volts)	Compressor		Fan Motor Full Load Amperes (FLA)	Minimum Circuit Capacity Amperes	Fuse or HACR Circuit Breaker		Outdoor Coil			Refrig. Per Circuit Oz. [g]	Weight	
		Rated Load Amperes (RLA)	Locked Rotor Amperes (LRA)			Minimum Amperes	Maximum Amperes	Face Area Sq. Ft. [m ²]	No. Rows	CFM [L/s]		Net Lbs. [kg]	Shipping Lbs. [kg]
18	1-60-208-230	7.7/7.7	40.3	0.8	11/11	15/15	15/15	13.72 [1.27]	1	2370 [1118]	83 [2353]	175 [79.4]	185 [83.9]
24	1-60-208-230	10.4/10.4	54	0.8	14/14	20/20	20/20	16.39 [1.52]	1	2905 [1371]	92 [2608]	210 [95.3]	220 [99.8]
30	1-60-208-230	14.1/14.1	68	0.8	19/19	25/25	30/30	16.39 [1.52]	1	2805 [1324]	109 [3090]	210 [95.3]	220 [99.8]
36	1-60-208-230	14.4/14.4	77	0.8	19/19	25/25	30/30	21.85 [2.03]	1	2995 [1413]	141 [3997]	247 [112]	258 [117]
42	1-60-208-230	19.2/19.2	105	1.2	26/26	35/35	40/40	21.85 [2.03]	2	3360 [1586]	234 [6634]	297 [134.7]	319 [144.7]
48	1-60-208-230	19.2/19.2	97	1.2	26/26	35/35	40/40	21.85 [2.03]	2	3360 [1586]	234 [6634]	297 [134.7]	319 [144.7]
60	1-60-208-230	19.9/19.9	137	1.2	27/27	35/35	45/45	21.85 [2.03]	2	3360 [1586]	250 [7088]	297 [134.7]	319 [144.7]

NOTE: Factory Refrigerant Charge includes refrigerant for 15 feet of standard line set.

Unit Dimensions

Model No. 14AJA	Unit Dimensions		
	Width "W" Inches	Length "L" Inches	Height "H" Inches
18	27 ⁵ / ₈ [702]	27 ⁵ / ₈ [702]	24 ¹ / ₄ [616]
24, 30	31 ⁵ / ₈ [803]	31 ⁵ / ₈ [803]	27 ¹⁵ / ₁₆ [710]
36, 42, 48, 60	31 ⁵ / ₈ [803]	31 ⁵ / ₈ [803]	35 ¹⁵ / ₁₆ [913]

[] Designates Metric Conversions



Condensing Unit Refrigerant Line Size Information

Liquid Line Sizing (R-22)														
System Capacity	Line Size Connection (Inch I.D.)	Line Size (Inch O.D.) [mm]	Liquid Line Size – Outdoor Unit Above Indoor Coil						Liquid Line Size – Outdoor Unit Below Indoor Coil					
			Total Equivalent Length—Feet [m]						Total Equivalent Length—Feet [m]					
			25 [7.62]	50 [15.24]	75 [22.86]	100 [30.48]	125 [38.10]	150 [45.72]	25 [7.62]	50 [15.24]	75 [22.86]	100 [30.48]	125 [38.10]	150 [45.72]
			Minimum Vertical Separation—Feet [m]						Maximum Vertical Separation—Feet [m]					
1½ Ton	5/16"	1/4* [6.35]	0	0	5 [1.52]	18 [5.49]	31 [9.45]	44 [13.41]	21 [6.40]	8 [2.44]	N/A	N/A	N/A	N/A
		5/16 [7.94]	0	0	0	0	0	0	25 [7.62]	27 [8.23]	24 [7.32]	21 [6.40]	17 [5.18]	14 [4.27]
		3/8 [9.53]	0	0	0	0	0	0	25 [7.62]	40 [12.19]	39 [11.89]	38 [11.58]	37 [11.28]	35 [10.67]
2 Ton	5/16"	1/4* [6.35]	0	5 [1.52]	27 [8.23]	48 [14.63]	69 [21.03]	91 [27.74]	16 [4.88]	N/A	N/A	N/A	N/A	N/A
		5/16 [7.94]	0	0	0	0	0	0	25 [7.62]	26 [7.92]	21 [6.40]	15 [4.57]	10 [3.05]	5 [1.52]
		3/8 [9.53]	0	0	0	0	0	0	25 [7.62]	38 [11.58]	36 [10.97]	35 [10.67]	33 [10.06]	31 [9.45]
2½ Ton	5/16"	1/4* [6.35]	0	34 [10.36]	69 [21.03]	N/A	N/A	N/A	0	N/A	N/A	N/A	N/A	N/A
		5/16 [7.94]	0	0	0	0	9 [2.74]	18 [5.49]	25 [7.62]	17 [5.18]	8 [2.44]	0	N/A	N/A
		3/8 [9.53]	0	0	0	0	0	0	25 [7.62]	37 [11.28]	34 [10.36]	31 [9.45]	29 [8.84]	26 [7.92]
3 Ton	5/16"	5/16* [7.94]	0	0	0	6 [1.83]	17 [5.18]	28 [8.53]	25 [7.62]	15 [4.57]	4 [1.22]	N/A	N/A	N/A
		3/8 [9.53]	0	0	0	0	0	0	25 [7.62]	30 [9.14]	26 [7.92]	23 [7.01]	19 [5.79]	16 [4.88]
3½ Ton	5/16"	5/16* [7.94]	0	0	0	13 [3.96]	28 [8.53]	43 [13.11]	25 [7.62]	17 [5.18]	2 [0.61]	N/A	N/A	N/A
		3/8 [9.53]	0	0	0	0	0	0	25 [7.62]	37 [11.28]	32 [9.75]	28 [8.53]	23 [7.01]	18 [5.49]
4 Ton	3/8"	3/8* [9.53]	0	0	0	0	0	0	25 [7.62]	33 [10.06]	27 [8.23]	21 [6.40]	15 [4.57]	9 [2.74]
		1/2 [12.57]	0	0	0	0	0	0	25 [7.62]	43 [13.11]	42 [12.80]	40 [12.19]	39 [11.89]	38 [11.58]
5 Ton	3/8"	3/8* [9.53]	0	0	0	0	0	9 [2.74]	25 [7.62]	25 [7.62]	17 [5.18]	8 [2.44]	0	N/A
		1/2 [12.57]	0	0	0	0	0	0	25 [7.62]	39 [11.89]	37 [11.28]	36 [10.97]	34 [10.36]	32 [9.75]

NOTES: *Standard line size
N/A = Application not recommended.

Suction Line Length/Size versus Capacity Multiplier (R-22)								
Unit Size		1½ Ton	2 Ton	2½ Ton	3 Ton	3½ Ton	4 Ton	5 Ton
Suction Line Connection Size		¾" [19.05 mm] I.D.			7/8" [22.23 mm] I.D.			
Suction Line Run—Feet [m]		5/8" [15.88 mm] O.D. Opt. ¾" [19.05 mm] O.D. Std.* 7/8" [22.23 mm] O.D. Opt.			¾" [19.05 mm] O.D. Opt. 7/8" [22.23 mm] O.D. Std.* 1 1/8" [28.58 mm] O.D. Std.		7/8" [22.23 mm] O.D. Opt. 1 1/8" [28.58 mm] O.D. Std.* 1 3/8" [34.92 mm] O.D. Std.	
25' [7.62]	Optional	0.99	0.99	0.98	0.99	0.99	0.99	0.99
	Standard	1.00	1.00	1.00	1.00	1.00	1.00	1.00
	Optional	N/A	1.00	1.00	N/A	1.00	N/A	N/A
50' [15.24]	Optional	0.97	0.96	0.96	0.98	0.97	0.98	0.97
	Standard	0.99	0.99	0.98	0.99	0.98	0.99	0.99
	Optional	N/A	0.99	0.99	N/A	1.00	N/A	N/A
100' [30.48]	Optional	0.94	0.92	0.94	0.95	0.93	0.95	0.95
	Standard	0.96	0.96	0.96	0.96	0.96	0.98	0.98
	Optional	N/A	0.97	0.97	N/A	0.98	N/A	N/A
150' [45.72]	Optional	0.90	0.89	0.92	0.93	0.92	0.93	0.93
	Standard	0.93	0.93	0.93	0.94	0.94	0.96	0.96
	Optional	N/A	0.95	0.95	N/A	0.96	N/A	N/A

NOTES: *Standard line size.
N/A = Line size not recommended due to inadequate oil return.

[] Designates Metric Conversions

BEFORE PURCHASING THIS APPLIANCE, READ IMPORTANT ENERGY COST AND EFFICIENCY INFORMATION AVAILABLE FROM YOUR RETAILER.

GENERAL TERMS OF LIMITED WARRANTY

ICECOSM will furnish a replacement for any part of this product which fails in normal use and service within the applicable period stated, in accordance with the terms of the limited warranty.

Condenser Coil leaks caused by factory defectsFive (5) Years
CompressorSeven (7) Years
Any Other Part.....Five (5) Years

For Complete Details of the Limited Warranty, Including Applicable Terms and Conditions, See Your Local Installer or visit www.ICECOHvac.com.

NOTES

NOTES

Before proceeding with installation, refer to installation instructions packaged with each model, as well as complying with all Federal, State, Provincial, and Local codes, regulations, and practices.

**RHEEM
AIR CONDITIONING
DIVISION**

5600 Old Greenwood Road, Fort Smith, Arkansas 72908



"In keeping with its policy of continuous progress and product improvement, ICECO reserves the right to make changes without notice."