



T-CLASS™

Commercial Packaged
Rooftop Units

TG/TC/TH Models

True performance backed
by rugged durability



Innovation never felt so good.™

PERFORMANCE THAT'S BUILT TO LAST

T-Class™ rooftop units at a glance:

High-performance units with multiple cooling and heating stages improve and create a better indoor environment

High-efficiency models and energy-saving accessories help reduce energy costs

Reliable, long-lasting construction and excellent warranties guard against unexpected replacement and maintenance costs

Common components and easy-to-maintain units increase service employee productivity

Depots around the U.S. stock a wide range of preconfigured units for fast, dependable delivery

Efficiency Rating

Up to 13.5 SEER (2- to 5-ton units)
Up to 11.0 EER and 11.4 IPLV (6- to 25-ton units)

Warranty

15-Year Limited Warranty
on stainless steel gas heat exchanger

10-Year Limited Warranty
on aluminized steel gas heat exchanger

5-Year Limited Warranty
on compressor

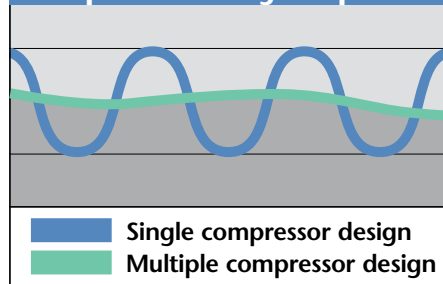
1-Year Limited Warranty
on covered components

See warranty certificate for actual details.

T-Class™ rooftop units from Lennox are engineered for true performance and durability, helping create a better indoor environment.

Designed for solid performance and long-lasting reliability, these units meet the basic needs of most jobs without compromising comfort or quality. Evenly divided, multiple-compressor circuits can be staged for just the right amount of heating and cooling, preventing temperature swings and keeping employees and customers comfortable, while using just the amount of energy needed.

Temperature Swing Comparison



Energy-saving performance

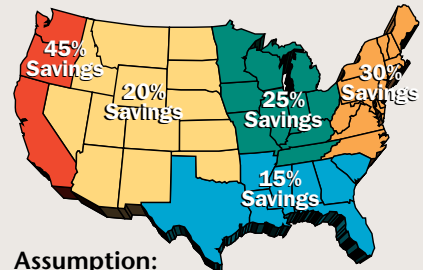
T-Class 2- to 5-ton models meet ASHRAE 90.1-2004 and USA NAECA regulations; T-Class 6- to 25-ton models meet ASHRAE 90.1-2004 regulations. For an even higher level of energy savings, ENERGY STAR® qualified high-efficiency units are also available. Optional accessories such as economizers reduce energy spending even more.

By combining advanced design with high-quality construction and extensive warranties to guard against unexpected replacement and maintenance costs, T-Class units provide true comfort and value.

SLASH ENERGY COSTS

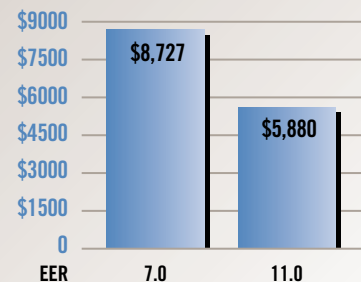
Installing units with economizers helps save energy by allowing outdoor air to be used for cooling.

Approximate by Location



Assumption:
50°F Balance Point
12 Hr. Occupied Period

3-Year Cooling Cost



ENERGY STAR® qualified T-Class™ rooftop units

Illustrates the low 3-year cooling cost of operating a 10-ton T-Class TG rooftop unit versus a unit with lower efficiency ratings. Actual savings may vary depending on system settings, equipment maintenance, local weather, actual construction, installation of equipment, duct system, hours of operation, local fuel rates and other factors.

Building type: Retail
City: Kansas City
Software: Lennox Lifecycle Cost Calculator, version 3.0.9

Better application solutions and unit control

T-Class™ units are designed to provide dependable, efficient control over comfort needs year-round. With capacities ranging from 2 to 25 tons and efficiencies up to 11.0 EER, these units provide excellent value and a wide range of options. Thermal expansion valves offer better cooling and dehumidification over the entire application range for improved comfort. Factory- or field-installed economizers minimize mechanical cooling hours and save energy by using outdoor air when applicable.

For replacement jobs where tight ductwork might increase static requirements, supply fans feature high-static capabilities. To provide a higher level of control, each of these units can be linked to the L Connection® Network from Lennox to create a single source of contact for complete control of the HVAC system and many building functions.



Depend on Lennox for years of comfort

Designed to operate trouble-free for years to come, T-Class units feature durable construction and heavy-gauge galvanized steel cabinets with two layers of paint for rust and corrosion protection. Multiple scroll compressor circuits were designed to operate dependably over the typical 15-year life of the unit. Easy-access features such as a slide-out blower deck (available on 7.5- to 25-ton units) were developed to reduce costs associated with service.

Like all Lennox® HVAC products, T-Class units are built in accordance with demanding ISO 9001-2000 quality standards and feature extensive warranties to help guard against unplanned service expenses. Every unit is run-tested at the factory to assure dependable start-up and operation.

A wide range of units is ready for fast delivery or pick-up at commercial depots across North America. For jobs with adequate lead times, factory-installed options including coil corrosion protection and high- and low-static supply fan motors can also be ordered. This level of service and engineering makes T-Class units the right choice to provide extraordinary value and comfort.



Choose ENERGY STAR® qualified products to reduce energy spending and conserve natural resources. Lennox has developed a wide range of products that meet ENERGY STAR guidelines for energy efficiency. Proper sizing and installation of equipment are critical to achieve optimal performance. Must be matched with appropriate coil components to meet ENERGY STAR criteria. Ask your contractor for details, or visit www.energystar.gov.

FIELD-INSTALLED ACCESSORIES

- Non-powered GFI
- HACR circuit breaker
- Disconnects
- High-pressure switches
- Economizers with sensible control or single or dual enthalpy control
- Barometric relief dampers
- Manual outdoor air dampers (25%)
- Motorized outdoor air dampers
- Electric heat
- 50% constant volume powered exhaust fan (3- to 25-ton models only)
- CO₂ sensor
- Return and supply air smoke detectors
- Low ambient kit
- Hail guards
- Coil guards
- MERV 11 filter
- Link to the L Connection Network line of commercial controls with an optional Network Thermostat Controller
- LPG Conversion Kit (Gas/Electric only)
- -40°F cold weather kit (Gas/Electric only)
- Combustion air intake or flue exhaust extensions (Gas/Electric only)
- High- and low-static drive kits
- Blower proving switch
- Dirty filter switch

T-CLASS™ ROOFTOP UNIT PERFORMANCE SPECIFICATIONS

		COOLING DATA						HEATING INPUT				AIR FLOW RANGE				PHYSICAL DATA			
Nom. Ton	Model	Gross Cap. [Btuh]	ARI Rated Net Cap. [Btuh]	ARI Rated CFM	Seasonal Efficiency [SEER]	Full Load [EER]	Part Load [PLPV]					Minimum Heating			Static [in wc]	Dimensions H x W x L [inches]	Ship Wt. [lbs.]		
								Low	Standard	Medium	High	Cooling	Heating	Max.					
GAS/ELECTRIC UNITS	2	TGA024S2D	24,000	23,400	840	13.50	12.0	—	—	65,000	—	—	560	740	960	0-0.9	39 x 47 x 85-1/4	590	
	2.5	TGA030S2D	30,000	29,400	1000	13.50	11.8	—	—	65,000	—	—	700	740	1200	0-0.9	39 x 47 x 85-1/4	593	
	3	TGA036S2B	38,000	36,600	1200	13.00	11.6	—	—	65,000	105,000	—	840	960-1040	1440	0.1-1.5	39 x 47 x 85-1/4	637	
	4	TGA048S2B	50,000	48,000	1600	13.00	11.0	—	—	65,000	105,000	150,000	1120	960-1300	1920	0.1-1.5	39 x 47 x 85-1/4	673	
	5	TGA060S2B	62,000	59,000	2000	13.00	11.0	—	—	65,000	105,000	150,000	1400	960-1300	2400	0.1-1.5	39 x 47 x 85-1/4	690	
	6	TGA072S2B	75,000	72,000	2250	—	10.1	—	—	65,000	105,000	150,000	1680	960-1300	2880	0.1-1.5	47 x 47 x 85-1/4	727	
	7.5	TGA090H2B	93,000	90,000	3000	—	11.0	11.4	—	130,000	180,000	—	2100	2140-2540	3600	.02-1.2	50 x 58 x 99.25	1610	
	7.5	TGA090S2B	93,000	90,000	3000	—	10.1	10.5	—	130,000	180,000	—	2100	2140-2540	3600	.02-1.2	50 x 58 x 99.25	1610	
	8.5	TGA102H2B	106,000	102,000	3400	—	11.0	11.4	—	130,000	180,000	—	2380	2140-2540	4080	.02-1.2	50 x 58 x 99.25	1610	
	8.5	TGA102S2B	104,000	100,000	3400	—	10.1	10.5	—	130,000	180,000	—	2380	2140-2540	4080	.02-1.2	50 x 58 x 99.25	1610	
	10	TGA120H2B	126,000	120,000	3800	—	11.0	11.4	—	—	180,000	240,000	2800	2140-2540	4800	.02-1.2	50 x 58 x 99.25	1665	
	10	TGA120S2B	126,000	120,000	3800	—	10.1	10.5	—	—	180,000	240,000	2800	2140-2540	4800	.02-1.2	50 x 58 x 99.25	1665	
	12.5	TGA150S2B	145,000	138,000	4250	—	9.5	9.2	—	—	180,000	240,000	3500	2140-2540	6000	.02-1.2	50 x 58 x 99.25	1700	
	15	TGA180H2B	186,000	180,000	6000	—	10.8	11.2	—	260,000	360,000	480,000	4200	2780-5080	7200	.10-2.0	55 x 92.5 x 130	2600	
	15	TGA180S2B	186,000	180,000	6000	—	9.7	10.1	—	260,000	360,000	480,000	4200	2780-5080	7200	.10-2.0	55 x 92.5 x 130	2506	
	17.5	TGA210H2B	219,000	210,000	7000	—	10.8	11.2	—	260,000	360,000	480,000	4900	2780-5075	8400	.10-2.0	55 x 92.5 x 130	2725	
	17.5	TGA210S2B	218,000	210,000	6700	—	9.5	9.9	—	260,000	360,000	480,000	4900	2780-5075	8400	.10-2.0	55 x 92.5 x 130	2506	
	20	TGA240H2B	251,000	240,000	7500	—	10.8	11.2	—	260,000	360,000	480,000	5600	2780-5080	9600	.10-2.0	55 x 92.5 x 130	2725	
	20	TGA240S2B	243,000	232,000	8000	—	9.5	9.9	—	260,000	360,000	480,000	5600	2780-5080	9600	.10-2.0	55 x 92.5 x 130	2600	
	25	TGA300S2B	302,000	286,000	9000	—	9.5	9.7	—	260,000	360,000	480,000	7000	3125-6475	12000	.10-2.0	55 x 92.5 x 130	2725	
	KW Range*																		
	ELECTRIC/ELECTRIC UNITS	2	TCA024S2D	24,000	23,400	840	13.50	12.0	—	7.50	10.00	—	—	560	640	960	0-0.9	39 x 47 x 85-1/4	554
		2.5	TCA030S2D	30,000	29,400	1000	13.50	11.8	—	7.50	10.00	—	—	700	800	1200	0-0.9	39 x 47 x 85-1/4	557
		3	TCA036S2B	38,000	36,600	1200	13.00	11.6	—	7.50	15.00	—	—	840	960	1440	.01-1.5	39 x 47 x 85-1/4	601
		4	TCA048S2B	50,000	48,000	1600	13.00	11.0	—	7.50	15.00	—	—	1120	960	1920	.01-1.5	39 x 47 x 85-1/4	637
5		TCA060S2B	62,000	59,000	2000	13.00	11.0	—	7.50	15.00	22.50	—	—	1400	1600	2400	.01-1.5	39 x 47 x 85-1/4	654
6		TCA072S2B	75,000	72,000	2250	—	10.3	—	7.50	15.00	22.50	30.00	—	1680	1920	2880	.01-1.5	47 x 47 x 85-1/4	691
7.5		TCA090H2B	93,000	90,000	3000	—	11.0	11.4	7.50	15.00	22.50	30.00	45.00	2100	2400	3600	.02-1.2	50 x 58 x 99.25	1535
7.5		TCA090S2B	93,000	90,000	3000	—	10.4	10.8	7.50	15.00	22.50	45.00	45.00	2100	2400	3600	.02-1.2	50 x 58 x 99.25	1535
8.5		TCA102H2B	106,000	102,000	3400	—	11.0	11.4	7.50	15.00	22.50	30.00	45.00	2380	2400	4080	.02-1.2	50 x 58 x 99.25	1535
8.5		TCA102S2B	104,000	101,000	3400	—	10.4	10.8	7.50	15.00	22.50	30.00	45.00	2380	2400	4080	.02-1.2	50 x 58 x 99.25	1535
10		TCA120H2B	126,000	120,000	3800	—	11.0	11.4	15.00	22.50	30.00	45.00	60.00	2800	2400	4800	.02-1.2	50 x 58 x 99.25	1580
10		TCA120S2B	126,000	120,000	3800	—	10.4	10.8	15.00	22.50	30.00	45.00	60.00	2800	2400	4800	.02-1.2	50 x 58 x 99.25	1580
12.5		TCA150S2B	145,000	140,000	4250	—	9.7	9.4	15.00	22.50	30.00	45.00	60.00	3500	2400	6000	.02-1.2	50 x 58 x 99.25	1615
15		TCA180H2B	186,000	180,000	6000	—	10.8	11.2	15.00	30.00	45.00	60.00	—	4200	4800	7200	.10-2.0	55 x 92.5 x 130	2735
15		TCA180S2B	186,000	180,000	6000	—	9.7	10.1	15.00	30.00	45.00	60.00	—	4200	4800	7200	.10-2.0	55 x 92.5 x 130	2641
17.5		TCA210H2B	219,000	210,000	7000	—	10.8	11.2	15.00	30.00	45.00	60.00	90.00	4900	5200	8400	.10-2.0	55 x 92.5 x 130	3860
17.5		TCA210S2B	218,000	210,000	6700	—	9.7	10.1	15.00	30.00	45.00	60.00	90.00	4900	5200	8400	.10-2.0	55 x 92.5 x 130	2641
20		TCA240H2B	251,000	240,000	7500	—	10.8	11.2	15.00	30.00	45.00	60.00	90.00	5600	6000	9600	.10-2.0	55 x 92.5 x 130	2860
20		TCA240S2B	243,000	234,000	8000	—	9.7	10.0	15.00	30.00	45.00	60.00	90.00	5600	6000	9600	.10-2.0	55 x 92.5 x 130	2735
25		TCA300S2B	302,000	286,000	9000	—	9.5	9.7	15.00	30.00	45.00	60.00	90.00	7000	6000	12000	.10-2.0	55 x 92.5 x 130	2860
									47	HSPF/	17								
									Cap.	COP 47	Cap.								
HEAT PUMPS		2	THA024S2D	25,000	24,000	800	13.0	12.0	—	25,600	7.7/3.7	15,000	2.3	640	640	960	0-0.9	39 x 47 x 85-1/4	597
		2.5	THA030S2D	30,000	28,600	980	13.0	11.8	—	30,000	7.7/3.7	17,800	2.4	800	800	1200	0-0.9	39 x 47 x 85-1/4	599
		3	THA036S2B	37,000	35,600	1160	13.50	12.0	—	34,200	7.7/3.5	20,800	2.3	960	960	1440	.01-1.5	39 x 47 x 85-1/4	634
	4	THA048S2B	50,000	48,000	1750	13.00	11.2	—	44,500	7.7/3.6	26,200	2.3	1280	1280	1920	.01-1.5	39 x 47 x 85-1/4	656	
	5	THA060S2B	64,500	62,000	2000	13.00	11.6	—	59,000	7.7/3.6	31,400	2.3	1600	1600	2400	.01-1.5	47 x 47 x 85-1/4	731	
	6	THA072S2B	74,000	71,000	2400	—	10.6	—	73,000	—/3.6	42,000	2.3	1920	1920	2880	.01-1.5	47 x 47 x 85-1/4	736	
	7.5	THA090S2B	93,000	89,000	3000	—	10.1	10.5	90,000	3.2	52,000	2.2	2100	2625	3600	.02-1.2	50 x 58 x 99.25	1565	
	8.5	THA102S2B	104,000	100,000	3500	—	10.1	10.5	102,000	3.2	56,000	2.2	2380	2975	4080	.02-1.2	50 x 58 x 99.25	1565	
	10	THA120S2B	126,000	118,000	4200	—	10.1	10.5	120,000	3.2	72,000	2.2	2800	3500	4800	.02-1.2	50 x 58 x 99.25	1610	
	12.5	THA150S2B	144,000	138,000	4400	—	9.3	9.7	140,000	3.1	80,000	2.0	3500	4375	6000	.02-1.2	50 x 58 x 99.25	1610	
	15	THA180S2B	187,000	182,000	5700	—	9.3	9.7	192,000	3.1	106,000	2.0	4200	5250	7200	.10-2.0	55 x 92.5 x 130	2840	
20	THA240S2B	227,000	220,000	7000	—	9.3	9.4	220,000	3.1	118,000	2.0	5600	7000	9600	.10-2.0	55 x 92.5 x 130	2875		

Certified in accordance with the USE certification program which is based on ARI Standard 340/360: 95°F outdoor air temperature and 80°F db/67°F wb entering evaporator coil air.

Certified in accordance with the ULE certification program which is based on ARI standard 340/360: 95°F outdoor air temperature and 80°F db/67°F wb entering evaporator air; minimum external duct static pressure.

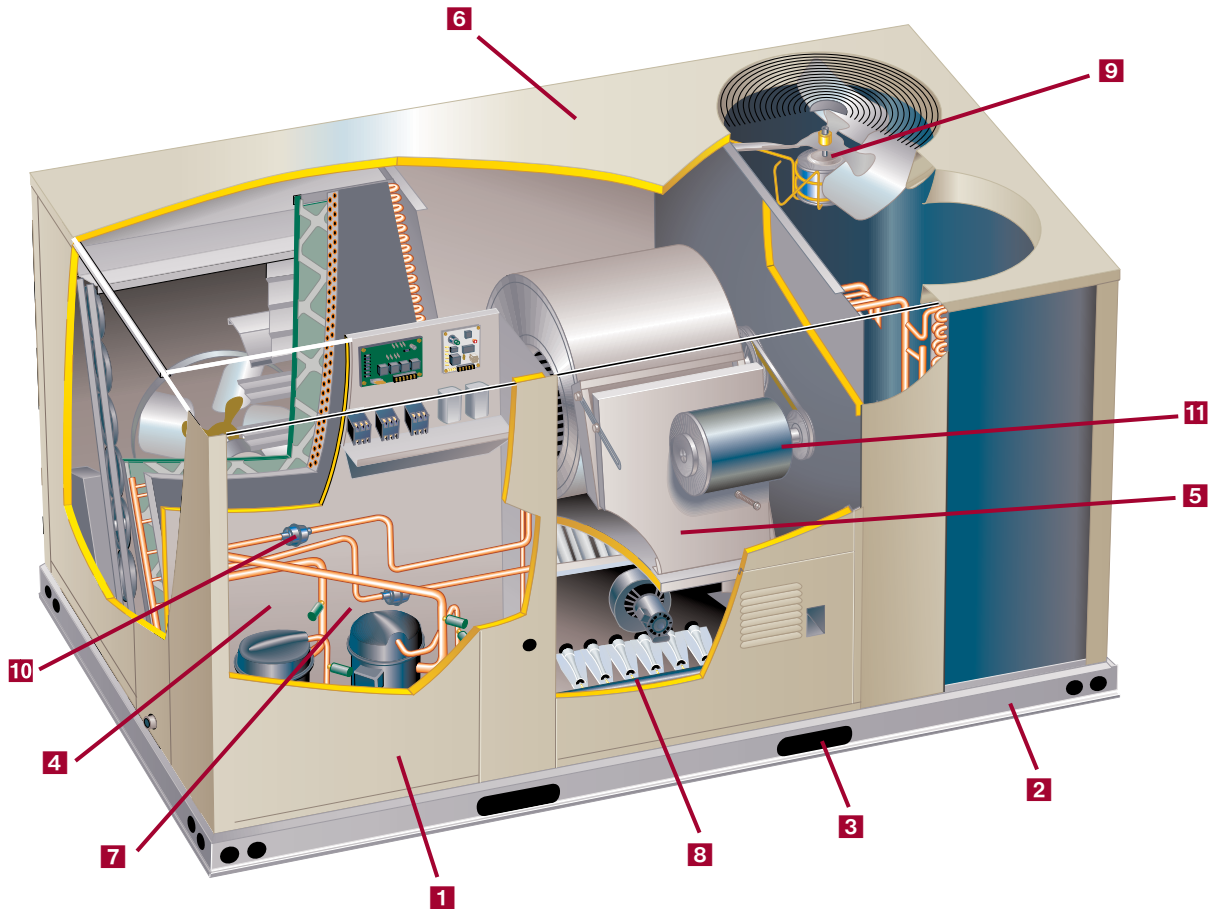
Direct-drive blower motors available for 2- to 5-ton models.

*Nominal electric heat capacities are rated at 240V, 480V and 600V.

**Heating CFM for gas models varies dependent upon heat option selected. Minimum Heating CFM for Heat Pumps does not include supplemental electric heat.

Note: Due to Lennox' ongoing commitment to quality, all specifications, ratings and dimensions are subject to change.

QUALITY AND PERFORMANCE THAT LAST



Easy to install and maintain

- 1 Large Access Panels**—Remove easily for quick access to the compressor, refrigerant components and electrical controls.*
- 2 Full-Perimeter Base Rail**—Provides greater structural integrity, so the unit is easier to handle when rigging and transporting.
- 3 Fork Slots on Three Sides**—Easy to pick up and transport units from almost any angle.
- 4 Isolated Compressor Compartment**—Allows performance check during normal compressor operation without disrupting airflow.
- 5 Slide-Out Blower Deck**—Improves service access for blower and motor.**
- 6 Corrosion-Resistant Cabinet**—Galvanized steel cabinet under a two-layer surface protects against rust and corrosion.
- 7 Multiple Compressor Circuits**—Allow the unit to provide efficient heating and cooling.**
- 8 Direct Spark Ignition**—Electronic ignition eliminates standing pilot and enhances efficiency (packaged gas/electric model only).
- 9 Independent Motor Mount**—Allows for easy and efficient service access without removing the top panel.
- 10 Thermostatic Expansion Valves**—Provide peak cooling performance across the entire application range.
- 11 Pre-Defined Supply Fan Motor/Drive Combinations**—Make selecting components to meet static and airflow requirements quick and easy.

High-performance components

- 6 Corrosion-Resistant Cabinet**—Galvanized steel cabinet under a two-layer surface protects against rust and corrosion.

*Hinged door upgrade available as a factory built-to-order option.
**Available on 7.5- to 25-ton models.

SOLUTIONS FOR CUSTOMIZED COMFORT



Don't just choose a Lennox® product...choose a Lennox Commercial Comfort System. These complete packages of HVAC solutions provide tools to create a healthier and more comfortable environment.

Packaged Units

- Strategos™ Rooftop Units
- S-Class™ Rooftop Units
- Landmark™ Rooftop Units
- L Series® Rooftop Units
- T-Class™ Rooftop Units

Split Systems

- S-Class Air Conditioners/Heat Pumps
- T-Class Air Conditioners/Heat Pumps
- Air Conditioners/Heat Pumps
- Air Handlers
- Indoor Coils

Heating

- T-Class Unit Heaters
- Unit Heaters
- Duct Furnaces
- Furnaces

Commercial Controls

- L Connection® Network
- System Integration Solutions
- Commercial Thermostats

Indoor Air Quality

- Humiditrol® Dehumidification System
- Demand Control Ventilation
- Energy Recovery Ventilators/Systems
- Air Filters
- UVC Lamps

LENNOX

Innovation never felt so good.™

© Lennox Industries Inc. 2008

Visit us at www.lennox.com, or contact us at 1-800-9-LENNOX.

(76M70)-06/08

MADE IN
NORTH AMERICA
Litho U.S.A.
PC53844