


LENNOX®

ENGINEERING DATA



INDOOR AIR QUALITY

WP2

ELITE® SERIES
Power Humidifier

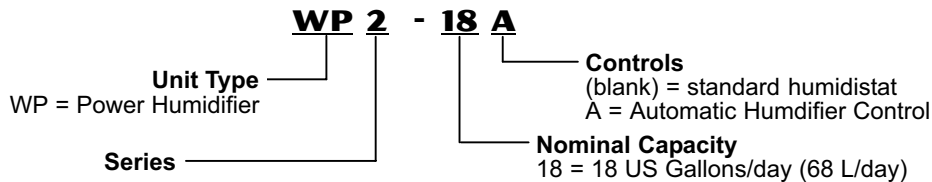
Bulletin No. 210303

February 2004

Supersedes July 2000



MODEL NUMBER IDENTIFICATION



FEATURES

APPLICATIONS

Applicable to most forced air installations.
Installs on the supply air plenum.
Provides additional humidity to the home during the heating season to increase comfort level.
Humidifier, saddle valve and humidistat shipped in one package.

WARRANTY

All covered components have a limited warranty for five years in residential applications, one year in non-residential applications. Refer to the Lennox Equipment Limited Warranty certificate included with the unit for additional details.

APPROVALS

Units are UL and ULC listed.

SEQUENCE OF OPERATION

Humidifier will only operate when indoor blower is operating. When the level of moisture in the return air or living space area drops below the set point of the humidistat, the water solenoid valve opens, water flows into a distribution tray and trickles down through evaporator pad, fan draws air in through the moistened evaporator pad and forces the humidified air back into supply air stream. When the humidistat/automatic control is satisfied, the water solenoid valve closes and the fan turns off.

CABINET

Rugged, corrosion resistant molded plastic.
Motor and electrical service access located on front of cabinet in separate compartment.
Front of unit lifts off to access the evaporator pad and internal plumbing.

MOTOR

Thermally protected.
Permanently lubricated for long life.
Factory installed in molded plastic housing for protection against moisture.

WATER SUPPLY SYSTEM

Consists of supply tubing assembly, fluid restrictor, distribution tray, cleanable/replaceable internal mesh strainer and 24 volt brass water solenoid valve.

Evaporator Media Pad

Provides large evaporation capacity.
Pad and support frame removable for cleaning or replacement.
Annual pad replacement recommended.

Drain

1/2 in. drain fitting at bottom of cabinet.
1/2 in. ID plastic tubing must be field provided.
Unused water from the evaporator pad is drained from the unit to help remove mineral deposits left from the evaporation process.

Saddle Valve

All necessary fittings furnished as standard equipment.
Field installs in the water supply line.

CONTROLS

Humidistat - WP2-18 models

Can be horizontally or vertically mounted on wall or duct.
Provides automatic control of room relative humidity.
Wired in series with the humidifier water solenoid valve.
Adjustable setting.

Automatic Humidifier Control - WP2-18A models

Duct mounted.
Senses indoor relative humidity and outdoor temperature. Includes outdoor temperature sensor.
Adjusts humidity setpoint to provide optimum humidity levels within the space and indoor.
Adjustable setting.

MAINTENANCE SUPPLIES - MUST BE ORDERED EXTRA

REPLACEMENT MEDIA

Recommended annual replacement of media pad.

Visit us at www.lennox.com
For the latest technical information, www.davenet.com

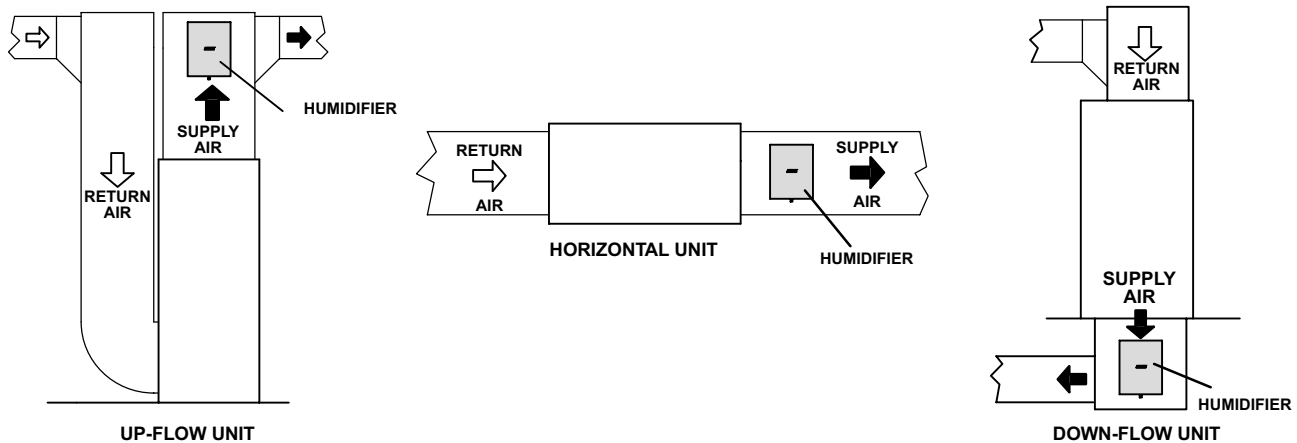
NOTE - Due to Lennox' ongoing commitment to quality, Specifications, Ratings and Dimensions subject to change without notice and without incurring liability. Improper installation, adjustment, alteration, service or maintenance can cause property damage or personal injury. Installation and service must be performed by a qualified installer and servicing agency.

©2004 Lennox Industries Inc.

SPECIFICATIONS

Model No.		WP2-18 WP2-18A (w/ automatic control)
Capacity	Plenum Air Temperature	120°F (49°C)
	US Gallons per day (L per day)	18 (68)
Evaporator pad size - H x W x D - in. (mm)		10 x 13 x 1-3/4 (254 x 330 x 44)
Connections	Plenum H x W - in. (mm)	14-7/8 x 14-3/16 (378 x 360)
	Water supply	1/4 in. compression
	Drain	1/2 in. I.D.
	Electrical	Power cord with 3 prong plug
Electrical characteristics		120v — 60hz— 1ph
Shipping Data		lbs. (kg) 1 package 17 (8)
MAINTENANCE SUPPLIES - MUST BE ORDERED EXTRA		
Replacement Media		59P94

TYPICAL APPLICATIONS



DIMENSIONS - INCHES (MM)

