



TECHNICAL GUIDE

SPLIT-SYSTEM AIR CONDITIONERS

14.5 SEER – R-410A

MODELS:

TCJF24 THRU 60

(2 THRU 5 NOMINAL TONS, 1 PHASE)



DESCRIPTION

The 14.5 SEER Series unit is the outdoor part of a versatile climate system. It is designed with a matching indoor coil component from Johnson Controls Unitary Products. Available for typical applications this climate system is supported with accessories and documents to serve specific functions.

FEATURES

- **Quality Condenser Coils** - The coil is constructed of aluminum microchannel tubing and enhanced aluminum fins for increased efficiency.
- **Protected Compressor** - The compressor is internally protected against high pressure and temperature and externally by a factory installed high pressure switch. This protects the compressor if undesirable operating conditions occur. A liquid line filter-drier further protects the compressor.
- **Durable Finish** - The cabinet is made of pre-painted steel. The pre-treated galvanized steel provides a better paint to steel bond, which resists corrosion and rust creep. Special primer formulas and matted-textured finish insure less fading when exposed to sunlight.
- **Lower Installed Cost** - Installation time and costs are reduced by easy power and control wiring connections. Available in sweat connect models only. The unit contains enough refrigerant for matching indoor coils and 15 feet of interconnecting piping. The small base dimension means less space is required on the ground or roof.
- **Top Discharge** - The warm air from the top mounted fan is blown up away from the structure and any landscaping. This allows compact location on multi-unit applications.
- **Low Operating Sound Level** - The upward air flow carries the normal operating noise away from the living area. The rigid top panel effectively isolates any motor sound. Isolated compressor mounts minimize compressor operating sounds. Additional sound attenuation is provided by a swept-wing fan blade and compressor blanket.
- **Low Maintenance** - Long life permanently lubricated motor-bearings need no annual servicing.
- **Easy Service Access** - Fully exposed refrigerant connections, and a single panel covering the electrical controls make for easy servicing of the unit.
- **Secured Service Valves** - Secured re-usable service valves are provided on both the liquid and vapor sweat connections for ease of evacuating and charging.
- **U.L. and C.U.L. listed** - approved for outdoor application.
- **Agency Listed** - U.L. and C.U.L. listed - approved for outdoor application. The unit is certified in accordance with the Unitary Small Equipment certification program, which is based on ARI Standard 210/240.

Due to continuous product improvement, specifications are subject to change without notice.

Visit us on the web at www.york.com

Additional rating information can be found at www.ahridirectory.org

WARRANTY

Standard 5-year limited parts warranty.
10-year limited compressor warranty.

Extended 10-year limited parts warranty when product is registered online within 90 days of purchase for replacement or closing for new home construction.

Physical and Electrical Data

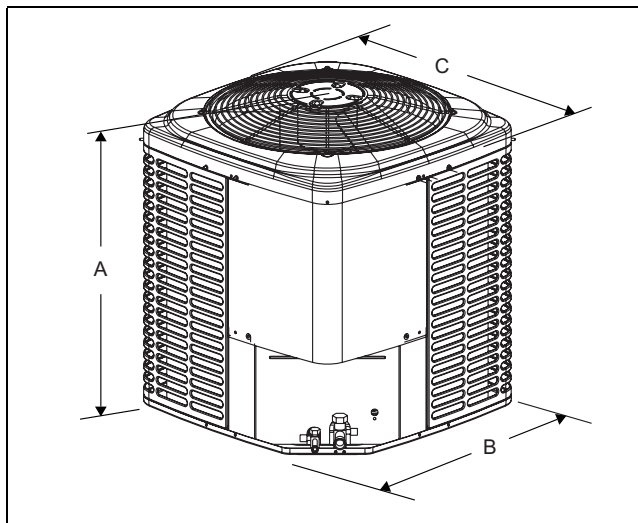
MODEL	TCJF24S41S3	TCJF30S41S3	TCJF36S41S3	TCJF42S41S3	TCJF48S41S3	TCJF60S41S3	
Unit Supply Voltage	208-230V, 1 ϕ , 60Hz						
Normal Voltage Range ¹	187 to 252						
Minimum Circuit Ampacity	16.8	18.4	19.1	23.9	27.9	35.9	
Max. Overcurrent Device Amps ²	25	30	30	40	45	60	
Min. Overcurrent Device Amps ³	20	20	20	25	30	40	
Compressor Type	Scroll	Scroll	Scroll	Scroll	Scroll	Scroll	
Compressor Amps	Rated Load	12.8	14.1	14.1	17.9	21.1	27.5
	Locked Rotor	58	73	77	112	115	135
Crankcase Heater	No	No	No	No	No	No	
Fan Motor Amps	Rated Load	.8	.8	1.5	1.5	1.5	1.5
	Fan Diameter Inches	22	22	22	24	24	24
Fan Motor	Rated HP	1/8	1/8	1/4	1/4	1/4	1/4
	Nominal RPM	1075	1075	850	850	850	850
	Nominal CFM	2750	2800	3200	3600	3600	3700
Coil	Face Area Sq. Ft.	13.1	17.4	17.4	20.0	21.4	24.0
	Rows Deep	1	1	1	1	1	1
	Fin / Inches	23	23	23	23	23	23
Liquid Line Set OD (Field Installed)	3/8	3/8	3/8	3/8	3/8	3/8	
Vapor Line Set OD (Field Installed)	3/4	3/4	3/4	7/8	7/8	1 1/8	
Unit Charge (Lbs. - Oz.) ⁴	3 - 2	3 - 7	3 - 10	4 - 4	4 - 9	5 - 9	
Charge Per Foot, Oz.	0.62	0.62	0.62	0.67	0.67	0.75	
Operating Weight Lbs.	128	130	145	172	180	199	

1. Rated in accordance with ARI Standard 110, utilization range "A".

2. Dual element fuses or HACR circuit breaker. Maximum allowable overcurrent protection.

3. Dual element fuses or HACR circuit breaker. Minimum recommended overcurrent protection.

4. The Unit Charge is correct for the outdoor unit, smallest matched evaporator coil and 15 feet of refrigerant tubing. For tubing lengths other than 15 feet, add or subtract the amount of refrigerant, using the difference in length multiplied by the per foot value.



All dimensions are in inches. They are subject to change without notice. Certified dimensions will be provided upon request.

Unit Model	Dimensions (Inches)			Refrigerant Connection Service Valve Size	
	A ¹	B	C	Liquid	Vapor
24	28	29	29	3/8"	3/4"
30	36	29	29		
36	36	29	29		7/8"
42	34	33.6	33.6		
48	36	33.6	33.6		
60	40	33.6	33.6	7/8" ²	

1. Including Fan Guard.

2. Adapter fitting required for 1-1/8" line set.

System Charge for Various Matched Systems						
Outdoor Unit	TCJF24S41S3	TCJF30S41S3	TCJF36S41S3	TCJF42S41S3	TCJF48S41S3	TCJF60S41S3
Required Orifice or TXV ¹	1TVM4F1	1TVM4G1	1TVM4G1	1TVM4G1	1TVM4J1	1TVM4J1
Factory Charge, lbs-oz	3 - 2	3 - 7	3 - 10	4 - 4	4 - 9	5 - 9
Indoor Coil ^{2,3,4}	Additional Charge, oz					
FC/MC/PC24	10	–	–	–	–	–
FC/MC/PC30	10	2	–	–	–	–
FC/MC/PC35	16	10	–	–	–	–
FC/MC/PC36	10	4	5	–	–	–
FC/MC/PC37	24	19	15	–	–	–
FC/MC/PC43	24	19	15	5	–	–
FC/MC/PC48	40	32	27	17	16	–
FC/MC/PC60	–	–	–	17	16	0
FC/MC62	–	–	–	25	26	18
FC64	–	–	–	30	33	25
UC24	8	–	–	–	–	–
UC60	–	–	12	–	–	–
HC30	10	–	–	–	–	–
HC36	16	11	8	–	–	–
HC42	25	19	15	6	–	–
HC60	–	–	–	0	0	0
HD24	16	–	–	–	–	–
HD36	18	–	–	–	–	–
HD48	51	42	36	24	25	–
HD60	–	–	–	–	24	24
AHP30	16	–	–	–	–	–
AHP36	–	19	15	–	–	–
AHX30	16	11	–	–	–	–
AHX36	–	11	15	–	–	–
AHX42	–	31	27	17	–	–
AHX48	–	31	27	17	16	–
AHX60	–	–	33	22	23	18
AHP/SHP60	–	–	–	–	1	–
AV*24	3	–	–	–	–	–
AV*36	25	19	15	–	–	–
AV/SV*48	–	–	9	0	1	–
AV/SV*60	–	–	–	0	1	0
F4FP030	3	–	–	–	–	–
F4FP036	–	–	5	–	–	–
F4FP040	–	–	8	–	–	–
F4FP042	–	–	8	–	–	–
F4FP045	–	–	9	–	–	–
F5FP048	–	–	20	10	11	–
F5FP060	–	–	20	10	11	–
F4FV060	–	–	9	10	1	–
F6FP030	17	11	–	–	–	–
F6FP036	–	11	8	–	–	–
F6FP042	–	23	19	17	–	–
F6FP048	–	23	19	17	16	–
F6FP060	–	–	33	23	23	18

FOOTNOTES:

1. Systems matched with furnace or air handlers not equipped with blower-off delays may require blower Time Delay Kit 2FD06700224.
2. PC coils cannot be used in downflow or horizontal applications. FC coils cannot be used in horizontal applications.
3. A TXV kit must be used with these coils to obtain system performance. Note: If a TXV is factory installed on the coil, it must be replaced with the listed TXV.
4. Refer to Technical Guide for actual system performance for specified matches.

PROCEDURES:

1. Unit factory charge listed on the unit nameplate includes refrigerant for the condenser, the smallest evaporator and 15 feet of interconnecting line tubing.
2. Verify the TXV or orifice and additional charge required for specific evaporator coil in the system using the above table.
3. Add additional charge for the amount of interconnecting line tubing greater than 15 feet at the rate specified in Physical and Electrical Data Table.
4. For TXV match charge weight needs to be weighed in for specific coil match and lineset length.
5. Permanently mark the unit nameplate with the total system charge. Total System Charge = Base Charge (as shipped) + adder for evaporator + adder for line set.

COOLING CAPACITY - With Air Handler Coils

UNIT MODEL	AIR HANDLER		COIL MODEL ¹	COOLING				
	MODEL	W		RATED CFM	NET MBH		SEER	EER
					TOTAL	SENS.		
14.5 SEER AC WITH MA								
TCJF24S41S3	MA08B	17	FC/MC24B	800	24.8	17.3	14.35	12.15
	MA08B	17	FC/MC30B	800	24.8	17.3	14.35	12.15
	MA08B	17	FC/MC35B	800	25.0	17.6	14.50	12.25
	MA08B	17	FC/MC36B	800	25.0	17.6	14.40	12.25
	MA08B	17	FC/MC43B	800	25.2	18.0	14.60	12.35
TCJF30S41S3	MA12B	17	FC/MC30B	1000	28.8	20.6	14.00	12.00
	MA12B	17	FC/MC35B	1000	29.0	21.0	14.05	12.00
	MA12B	17	FC/MC36B	1000	29.0	21.0	14.00	12.00
	MA12B	17	FC/MC43B	1000	29.6	21.6	14.45	12.00
TCJF36S41S3	MA12B	17	FC/MC35B	1200	34.4	25.4	14.20	12.10
	MA12B	17	FC/MC36B	1200	34.2	25.0	14.00	12.00
	MA12B	17	FC/MC43B	1200	35.2	26.0	14.50	12.30
	MA14D	24	FC/MC48D	1200	35.6	26.4	14.65	12.35
TCJF42S41S3	MA16C	21	FC/MC43C	1400	40.5	30.4	14.10	12.10
	MA14D	24	FC/MC48D	1400	41.0	30.8	14.40	12.30
	MA16C	21	FC/MC48C	1400	41.0	30.8	14.40	12.30
	MA14D	24	FC/MC60D	1400	41.0	30.8	14.35	12.10
	MA16C	21	FC/MC60C	1400	41.0	30.8	14.35	12.10
TCJF48S41S3	MA14D	24	FC/MC62D	1400	41.0	31.0	14.45	12.05
	MA16C	21	FC/MC48C	1600	46.5	32.8	14.50	12.00
	MA20D	24	FC/MC48D	1600	46.5	32.8	14.50	12.00
	MA16C	21	FC/MC60C	1600	46.5	32.6	14.50	12.00
	MA20D	24	FC/MC60D	1600	46.5	32.6	14.50	12.00
TCJF60S41S3	MA20D	24	FC/MC62D	1600	47.0	32.8	14.50	12.00
	MA20D	24	FC/MC62D	1800	57.0	39.0	14.00	12.10
14.5 SEER AC WITH MV - VARIABLE SPEED								
TCJF24S41S3	MV12B	17	FC/MC24B	800	25.4	17.7	16.00	13.20
	MV12B	17	FC/MC30B	800	25.4	17.7	16.00	13.20
	MV12B	17	FC/MC35B	800	25.6	18.0	16.00	13.50
	MV16C	21	FC/MC35C	800	25.6	18.0	16.00	13.50
	MV12B	17	FC/MC36B	800	25.6	18.0	16.00	13.50
	MV16C	21	FC/MC36C	800	25.6	18.0	16.00	13.50
	MV12B	17	FC/MC43B	800	25.8	18.4	16.10	13.75
	MV16C	21	FC/MC43C	800	25.8	18.4	16.10	13.75
TCJF30S41S3	MV16C	21	FC/MC48C	800	26.2	18.7	16.50	14.00
	MV12B	17	FC/MC30B	1000	29.4	21.0	15.00	12.85
	MV12B	17	FC/MC35B	1000	29.6	21.4	15.25	13.00
	MV16C	21	FC/MC35C	1000	29.6	21.4	15.50	13.25
	MV12B	17	FC/MC36B	1000	29.6	21.4	15.30	13.15
	MV16C	21	FC/MC36C	1000	29.6	21.4	15.50	13.15
	MV12B	17	FC/MC43B	1000	30.2	22.0	15.75	13.25
	MV16C	21	FC/MC43C	1000	30.2	22.0	16.00	13.50
TCJF30S41S3	MV16C	21	FC/MC48C	1000	30.6	22.2	16.00	13.50
	MV20D	24	FC/MC48D	1000	30.6	22.2	16.00	13.50

For notes see Page 6.

COOLING CAPACITY - With Air Handler Coils (Continued)

UNIT MODEL	AIR HANDLER		COIL MODEL ¹	COOLING					
	MODEL	W		RATED CFM	NET MBH		SEER	EER	
					TOTAL	SENS.			
14.5 SEER AC WITH MV - VARIABLE SPEED (Continued)									
TCJF36S41S3	MV12B	17	FC/MC35B	1200	35.0	25.8	15.00	12.50	
	MV16C	21	FC/MC35C	1200	35.2	26.0	15.75	13.00	
	MV12B	17	FC/MC36B	1200	34.8	25.4	15.00	12.75	
	MV16C	21	FC/MC36C	1200	35.0	25.6	15.50	13.00	
	MV12B	17	FC/MC43B	1200	35.8	26.4	15.50	13.00	
	MV16C	21	FC/MC43C	1200	36.0	26.6	16.00	13.25	
	MV12D	24	FC/MC48D	1150	36.0	26.4	16.00	13.50	
	MV16C	21	FC/MC48C	1200	36.2	27.0	16.25	14.00	
TCJF42S41S3	MV20D	24	FC/MC48D	1200	36.2	27.0	16.25	14.00	
	MV16C	21	FC/MC43C	1400	41.0	30.8	15.00	12.75	
	MV16C	21	FC/MC48C	1400	41.5	31.2	15.50	13.00	
	MV20D	24	FC/MC48D	1400	42.0	31.4	15.50	13.00	
	MV20D	24	FC/MC60D	1400	41.5	31.4	15.50	13.00	
	MV20D	24	FC/MC62D	1400	42.0	31.4	15.75	13.00	
	MV12D	24	FC64D	1155	42.0	30.4	16.00	13.00	
TCJF48S41S3	MV20D	24	FC64D	1300	42.0	31.4	16.00	13.00	
	MV16C	21	FC/MC48C	1600	47.0	33.0	15.25	12.75	
	MV20D	24	FC/MC48D	1600	47.0	33.0	15.25	12.75	
	MV20D	24	FC/MC60D	1600	47.0	33.0	15.25	12.75	
	MV20D	24	FC/MC62D	1600	47.5	33.2	15.25	12.75	
TCJF60S41S3	MV20D	24	FC64D	1400	48.0	33.6	16.00	13.00	
	MV20D	24	FC/MC60D	1800	55.0	39.0	14.00	11.95	
	MV20D	24	FC/MC62D	1855	56.5	39.5	14.50	12.50	
14.5 SEER AC WITH AV / SV / F*FV - VARIABLE SPEED	TCJF24S41S3	AV*24	17	–	800	25.0	18.7	15.75	13.25
		AV*36	21	–	725	25.8	18.6	16.25	13.50
	TCJF30S41S3	AV*36	21	–	960	30.0	22.4	16.25	13.50
	TCJF36S41S3	AV*36	21	–	1190	35.0	25.6	15.75	13.25
		AV/SV*48	24	–	1220	35.4	26.2	16.00	13.50
		F4FV060	24	–	1200	34.6	25.6	15.50	13.25
	TCJF42S41S3	AV/SV*48	24	–	1385	41.5	31.0	15.50	13.00
		AV/SV*60	24	–	1360	41.5	31.0	15.65	13.20
		F4FV060	24	–	1350	40.0	29.6	15.00	12.50
	TCJF48S41S3	AV/SV*48	24	–	1625	47.0	33.4	15.00	12.65
		AV/SV*60	24	–	1560	47.0	33.6	15.40	13.00
		F4FV060	24	–	1600	44.5	30.6	14.25	12.00
	TCJF60S41S3	AV/SV*60	24	–	1730	56.5	38.0	14.25	12.25
	14.5 SEER AC WITH AHP / SHP / AHX / F*FP								
TCJF24S41S3	AHP24	17	–	850	24.8	17.4	14.30	12.20	
	AHX30	17	–	820	25.8	19.3	15.75	13.25	
	F4FP030	17	–	800	24.8	17.2	14.30	12.20	
	F6FP030	17	–	850	25.6	19.1	15.60	13.10	

For notes see Page 6.

COOLING CAPACITY - With Air Handler Coils (Continued)

UNIT MODEL	AIR HANDLER		COIL MODEL ¹	COOLING				
	MODEL	W		RATED CFM	NET MBH		SEER	EER
					TOTAL	SENS.		
14.5 SEER AC WITH AHP / SHP / AHX / F*FP (Continued)								
TCJF30S41S3	AHP36	21	—	1000	29.6	21.4	14.30	12.20
	AHX30	17	—	1025	29.6	22.0	15.25	13.00
	AHX36	21	—	1005	30.2	22.6	16.25	13.00
	AHX42	21	—	990	30.6	22.8	16.50	13.25
	AHX48	24	—	1090	31.0	23.6	16.50	13.25
	F6FP030	17	—	1035	29.2	21.8	15.00	12.75
	F6FP036	21	—	980	29.2	21.6	15.25	13.00
	F6FP042	21	—	1065	30.8	23.4	16.50	13.25
TCJF36S41S3	F6FP048	24	—	1055	28.2	21.6	16.25	13.00
	AHP36	21	—	1200	35.4	26.2	15.00	12.50
	AHX36	21	—	1225	35.2	26.0	15.50	12.75
	AHX42	21	—	1190	35.6	26.2	15.75	13.00
	AHX48	24	—	1255	35.8	26.8	15.75	13.00
	AHX60	24	—	1300	36.0	27.2	15.75	13.00
	F4FP036	21	—	1200	34.2	25.2	14.00	12.00
	F4FP040	21	—	1200	34.4	25.0	14.00	12.00
	F4FP042	21	—	1200	34.4	25.0	14.00	12.00
	F5FP048	24	—	1250	36.4	27.4	16.25	13.50
	F5FP060	24	—	1250	34.8	26.0	15.25	13.00
	F6FP036	21	—	1210	34.0	24.8	15.50	12.75
	F6FP042	21	—	1290	35.6	27.0	15.75	13.00
	F6FP048	24	—	1125	33.4	24.0	15.75	13.00
F6FP060	24	—	1240	35.8	26.6	15.75	13.00	
TCJF42S41S3	AHX42	21	—	1395	42.0	31.6	15.00	12.50
	AHX48	24	—	1445	42.0	32.2	15.25	12.75
	AHX60	24	—	1440	42.0	32.2	15.25	12.75
	F5FP048	24	—	1450	42.0	32.0	15.50	13.00
	F5FP060	24	—	1500	40.0	29.8	14.75	12.50
	F6FP042	21	—	1455	42.0	32.0	15.00	12.50
	F6FP048	24	—	1380	39.5	29.6	15.25	12.75
	F6FP060	24	—	1475	42.5	32.4	15.25	12.75
TCJF48S41S3	AHP/SHP60	24	—	1600	44.0	30.6	14.20	12.00
	AHX48	24	—	1660	47.5	34.4	14.75	12.50
	AHX60	24	—	1680	48.0	34.4	15.00	12.50
	F5FP048	24	—	1700	47.5	34.0	15.00	12.75
	F5FP060	24	—	1700	44.5	31.2	14.00	12.00
	F6FP048	24	—	1625	44.5	31.2	14.75	12.50
	F6FP060	24	—	1710	48.0	34.8	15.00	12.50
TCJF60S41S3	AHX60	24	—	1570	55.5	37.2	14.50	12.50
	F6FP060	24	—	1710	56.5	39.0	14.25	12.25

Rated in accordance with DOE test procedures (Federal Register 12-27-79 and 3-18-88) and ARI Standards 210.

Cooling MBH based on 80°F entering air temperature, 50% RH, and rated air flow.

EER (Energy Efficiency Ratio) is the total cooling output in BTU's at 95°F outdoor ambient divided by the total electric power in watt-hours at those conditions.

SEER (Seasonal Energy Efficiency Ratio) is the total cooling output in BTU's during a normal annual usage period for cooling divided by the total electric power input in watt-hours during the same period.

1. MC coils available with a factory installed horizontal drain pan. See price pages for specific model number.

— = Not applicable.

COOLING CAPACITY - Upflow, Downflow & Horizontal Furnaces and Coils

UNIT MODEL	FURNACE**		COIL MODEL	RATED CFM	COOLING		SEER ¹	EER
	CFM RANGE (Min.-max.)	W			NET MBH			
					TOTAL	SENS.		
TCJF24S41S3	600 - 1000	14,17	FC/MC/PC24	800	24.8	17.3	14.00	12.00
	600 - 1000	14,17	FC/MC/PC30	800	24.8	17.3	14.00	12.00
	600 - 1000	14	FC/MC/PC32	700	24.0	17.0	14.50	12.35
	600 - 1000	17,21	FC/MC/PC35	800	25	17.6	14.50	12.35
	600 - 1000	14,17,21	FC/MC/PC36	800	25	17.6	14.00	12.00
	600 - 1000	14	FC/MC/PC37	800	25.4	17.9	14.50	12.35
	600 - 1000	17,21	FC/MC/PC43	800	25.2	18	14.70	12.50
	600 - 1000	21	FC/MC/PC48	800	25.6	18.3	14.80	12.65
	600 - 1000	14	HC18	800	24.2	16.7	14.00	12.00
	600 - 1000	14	HC30	800	24.8	17.4	14.00	12.00
	600 - 1000	17	HC36	800	25	17.6	14.00	12.00
	600 - 1000	21	HC42	800	25.4	18	14.50	12.35
	600 - 1000	14,17	HD24	800	25.4	17.7	14.50	12.35
	600 - 1000	14,17,21	HD36	800	24.8	17	14.00	12.00
	600 - 1000	21	HD48	800	25.6	17.9	14.50	12.35
600 - 1000	14,17	UC24	800	25	17.5	14.00	12.00	
600 - 1000	14,17	UC30	800	25	17.5	14.00	12.00	
TCJF30S41S3	800 - 1200	14,17	FC/MC/PC30	1000	28.8	20.6	14.00	12.00
	800 - 1200	14,17	FC/MC/PC32	1000	29	21	14.00	12.00
	800 - 1200	17,21	FC/MC/PC35	1000	29	21	14.00	12.00
	800 - 1200	14,17,21	FC/MC/PC36	1000	29	21	14.00	12.00
	800 - 1200	14	FC/MC/PC37	1000	29.6	21.6	14.50	12.35
	800 - 1200	17,21	FC/MC/PC43	1000	29.6	21.8	14.55	12.20
	800 - 1200	21,24	FC/MC/PC48	1000	30	21.8	14.50	12.35
	800 - 1200	17	HC36	1000	29	21	14.00	12.00
	800 - 1200	21	HC42	1000	29.6	21.6	14.25	12.10
	800 - 1200	14,17,21	HD36	1000	28.8	20.2	14.00	12.00
	800 - 1200	21,24	HD48	1000	29.8	21.4	14.50	12.35
800 - 1200	14,17	UC30	1000	29	20.8	14.00	12.00	
TCJF36S41S3	1000 - 1400	17,21	FC/MC/PC35	1200	33.6	24.6	14.00	11.90
	1000 - 1400	14,17,21	FC/MC/PC36	1200	33.4	24.2	14.00	11.85
	1000 - 1400	14	FC/MC/PC37	1200	34.4	25.2	14.50	12.20
	1000 - 1400	17,21	FC/MC/PC43	1200	34.4	25.2	14.55	12.20
	1000 - 1400	21,24	FC/MC/PC48	1200	34.6	25.4	14.50	12.25
	1000 - 1400	17	HC36	1200	33.6	24.6	14.00	11.90
	1000 - 1400	21	HC42	1200	34.4	25.2	14.50	12.20
	1000 - 1400	14,17,21,24	HD48	1200	34.6	25	14.50	12.20
1000 - 1400	21,24	UC60	1200	33.2	23.8	14.00	11.75	
TCJF42S41S3	1200 - 1600	17,21	FC/MC/PC43	1400	40.5	30.4	14.00	12.00
	1200 - 1600	21,24	FC/MC/PC48	1400	41.0	30.8	14.50	12.35
	1200 - 1600	21,24	FC/MC/PC60	1400	41.0	30.8	14.50	12.30
	1200 - 1600	21	HC42	1400	40.5	30.4	14.00	12.00
	1200 - 1600	14,17,21,24	HD48	1400	41.0	30.4	14.25	12.10
	1200 - 1600	21,24	HD60	1400	41.5	31.2	14.50	12.30
	1200 - 1600	21,24	FC/MC62	1400	41.0	31.0	14.50	12.30
TCJF48S41S3	1400 - 1800	21,24	FC/MC/PC48	1600	46.5	32.8	14.25	12.10
	1400 - 1800	21,24	FC/MC/PC60	1600	46.5	33.2	14.55	12.35
	1400 - 1800	14,17,21,24	HD48	1600	46.5	32.6	14.50	12.35
	1400 - 1800	14,17,21,24	HD60	1600	47.5	33.2	14.50	12.35
	1400 - 1800	21,24	FC/MC62	1600	47.0	32.8	14.50	12.35
TCJF60S41S3	1600 - 2000	21,24	FC/MC/PC60	1800	54.5	38.5	13.80	11.90
	1600 - 2000	24	HC60	1800	54.5	38.5	13.50	11.65
	1600 - 2000	24	FC/MC62	1800	55.5	38.5	14.00	12.05

1. Requires a 2FD06700224 Blower Time Delay unless a standard furnace is equipped with one.

** Refer to Quick Selection Chart for specific furnace match-up.

COOLING CAPACITY - With High Efficiency Motor Furnaces

UNIT MODEL	FURNACE MODEL	COIL MODEL ¹	W	COOLING				
				RATED CFM	Net MBH		SEER	EER
					TOTAL	SENS.		
14.5 SEER AC WITH VARIABLE SPEED FURNACES²								
TCJF24S41S3	T*(8,L)X*A12	FC/MC/PC24A	14	775	25.4	18.6	15.50	13.20
	T*(8,L)X*B12	FC/MC/PC24B	17	835	25.6	19.1	15.75	13.25
	T*9X*B12	FC/MC/PC24B	17	775	25.4	18.6	15.70	13.20
	T*(8,L)X*A12	FC/MC/PC30A	14	775	25.4	18.6	15.75	13.25
	T*(8,L)X*B12	FC/MC/PC30B	17	835	25.6	19.1	15.75	13.25
	T*9X*B12	FC/MC/PC30B	17	775	25.4	18.6	15.75	13.25
	T*(8,L)X*A12	FC/MC/PC32A	14	800	25.8	19.1	15.75	13.25
	T*(8,L)X*B12	FC/MC/PC35B	17	850	26.0	19.3	15.75	13.25
	T*(8,L)X*C16	FC/MC/PC35C	21	625	24.6	17.2	15.75	13.25
	T*(8,L)X*C20	FC/MC/PC35C	21	885	26.2	20.0	15.75	13.50
	T*9X*B12	FC/MC/PC35B	17	785	25.8	19.3	15.75	13.25
	T*9X*C16	FC/MC/PC35C	21	715	25.2	18.3	15.75	13.25
	T*9X*C20	FC/MC/PC35C	21	825	25.8	19.2	15.75	13.50
	T*(8,L)X*A12	FC/MC/PC36A	14	815	25.8	19.2	16.00	13.50
	T*(8,L)X*B12	FC/MC/PC36B	17	835	26.0	19.4	15.75	13.50
	T*(8,L)X*C16	FC/MC/PC36C	21	675	25.0	17.8	15.75	13.50
	T*9X*B12	FC/MC/PC36B	17	775	25.4	18.5	15.75	13.25
	T*9X*C16	FC/MC/PC36C	21	770	25.6	18.6	15.75	13.50
	T*9X*C20	FC/MC/PC36C	21	810	25.8	19.1	15.75	13.50
	T*(8,L)X*A12	FC/MC/PC37A	14	840	26.4	20.0	16.00	13.50
	T*(8,L)X*B12	FC/MC/PC43B	17	865	26.6	20.2	16.00	13.50
	T*(8,L)X*C16	FC/MC/PC43C	21	655	25.2	17.9	16.00	13.50
	T*9X*B12	FC/MC/PC43B	17	800	26.2	19.5	16.00	13.50
	T*9X*C16	FC/MC/PC43C	21	735	25.8	18.8	16.00	13.50
	T*9X*C20	FC/MC/PC43C	21	790	26.2	19.4	15.75	13.25
	T*(8,L)X*C16	FC/MC/PC48C	21	685	25.6	18.4	15.75	13.25
	T*9X*C16	FC/MC/PC48C	21	770	26.2	19.5	15.75	13.25
	T*9X*C20	FC/MC/PC48C	21	815	26.8	20.2	15.75	13.25
	T*(8,L)X*A12	UC24A	14	785	25.4	18.4	16.00	13.50
	T*(8,L)X*B12	UC24B	17	805	25.8	19.0	16.00	13.50
	T*9X*B12	UC24B	17	775	25.4	18.4	15.75	13.25
	T*(8,L)X*A12	UC30A	14	785	25.8	18.9	15.75	13.25
	T*(8,L)X*B12	UC30B	17	820	25.8	18.9	15.75	13.25
	T*9X*B12	UC30B	17	775	25.8	18.9	15.75	13.25
	T*(8,L)X*A12	UC36A	14	780	23.8	17.5	15.25	13.00
	T*(8,L)X*B12	UC36B	17	760	24.0	17.6	15.25	13.00
	T*(8,L)X*C16	UC36C	21	675	23.2	16.6	15.25	13.00
	T*9X*B12	UC36B	17	775	23.8	17.5	15.25	13.00
	T*9X*C16	UC36C	21	770	23.8	17.6	15.25	13.00
	T*9X*C20	UC36C	21	810	24.2	17.8	15.25	13.00
T*(8,L)X*A12	HD36	14	775	20.8	17.4	15.25	13.00	
T*(8,L)X*B12	HD36	17	855	25.8	19.1	15.50	13.25	
T*(8,L)X*C16	HD36	21	695	19.7	15.9	15.50	13.25	
T*9X*B12	HD36	17	790	25.4	18.3	15.25	13.00	
(L*(8,L)C/T*8V)/T*8V)*A12	FC/MC/PC24A	14	805	24.0	16.8	15.75	13.25	
(L*(8,L)C/T*8V)/T*8V)*B12	FC/MC/PC24B	17	815	24.0	16.8	15.75	13.25	
(L*9C/T*9V)*B12	FC/MC/PC24B	17	790	24.0	16.8	15.75	13.25	
(L*(8,L)C/T*8V)/T*8V)*A12	FC/MC/PC30A	14	805	24.0	16.8	15.75	13.25	
(L*(8,L)C/T*8V))*B12	FC/MC/PC30B	17	815	24.0	16.8	15.75	13.25	
(L*9C/T*9V)*B12	FC/MC/PC30B	17	790	24.0	16.8	15.75	13.25	
(L*(8,L)C/T*8V)*A12	FC/MC/PC32A	14	775	24.0	16.8	15.50	13.25	
(L*(8,L)C/T*8V)*B12	FC/MC/PC35B	17	760	24.0	16.8	15.75	13.25	

For notes see Page 14.

COOLING CAPACITY - With High Efficiency Motor Furnaces (Continued)

UNIT MODEL	FURNACE MODEL	COIL MODEL ¹	W	COOLING				
				RATED CFM	Net MBH		SEER	EER
					TOTAL	SENS.		
14.5 SEER AC WITH VARIABLE SPEED FURNACES²								
TCJF24S41S3	(L*9C/T*9V)*B12	FC/MC/PC35B	17	815	24.0	17.0	15.75	13.25
	(L*(8,L)C/T*8V)*A12	FC/MC/PC36A	14	805	24.0	17.0	16.00	13.50
	(L*(8,L)C/T*8V)*B12	FC/MC/PC36B	17	765	24.0	16.7	15.75	13.50
	(L*9C/T*9V)*B12	FC/MC/PC36B	17	815	24.0	17.1	15.75	13.50
	(L*(8,L)C/T*8V)*A12	FC/MC/PC37A	14	805	24.0	16.9	16.00	13.50
	(L*(8,L)C/T*8V)*B12	FC/MC/PC43B	17	760	24.0	16.7	16.00	13.50
	(L*9C/T*9V)*B12	FC/MC/PC43B	17	800	24.0	16.8	16.00	13.50
	(L*(8,L)C/T*8V)*A12	HC30	14	775	24.0	16.8	15.75	13.25
	(L*(8,L)C/T*8V)*B12	HC36	17	760	24.0	16.7	15.75	13.50
	(L*9C/T*9V)*B12	HC36	17	815	24.0	17.0	15.75	13.50
	(L*(8,L)C/T*8V)*A12	HD36	14	805	24.0	16.4	16.00	13.50
	(L*(8,L)C/T*8V)*B12	HD36	17	760	24.0	16.2	15.75	13.25
	(L*(8,L)C/T*8V)*C16	HD36	21	855	24.0	16.7	16.00	13.50
	(L*(8,L)C/T*8V)*C20	HD36	21	750	24.0	16.1	15.75	13.25
	(L*9C/T*9V)*B12	HD36	17	815	24.0	16.4	15.75	13.25
	(L*9C/T*9V)*C16	HD36	21	785	24.0	16.4	16.00	13.50
	(L*9C/T*9V)*C20	HD36	21	760	24.0	16.1	15.75	13.25
	(L*(8,L)C/T*8V)*A12	UC24A	14	805	24.0	16.9	16.00	13.50
	(L*(8,L)C/T*8V)*B12	UC24B	17	815	24.0	16.9	16.00	13.25
	(L*9C/T*9V)*B12	UC24B	17	790	24.0	16.9	16.00	13.25
	(L*(8,L)C/T*8V)*A12	UC30A	14	805	24.0	16.8	15.75	13.25
(L*(8,L)C/T*8V)*B12	UC30B	17	815	24.0	16.8	15.75	13.25	
(L*9C/T*9V)*B12	UC30B	17	790	24.0	16.8	15.75	13.25	
(L*(8,L)C/T*8V)*A12	UC36A	14	805	24.0	16.8	15.25	13.00	
(L*(8,L)C/T*8V)*B12	UC36B	17	765	24.0	16.8	15.00	13.00	
(L*9C/T*9V)*B12	UC36B	17	815	24.0	16.9	15.25	13.00	
TCJF30S41S3	T*(8,L)X*A12	FC/MC/PC30A	14	1075	29.4	22.2	15.00	12.75
	T*(8,L)X*B12	FC/MC/PC30B	17	945	29.2	21.4	15.25	13.00
	T*9X*B12	FC/MC/PC30B	17	1080	29.6	22.2	15.00	12.75
	T*(8,L)X*A12	FC/MC/PC32A	14	970	29.2	21.4	15.25	13.00
	T*(8,L)X*B12	FC/MC/PC35B	17	1120	30.0	22.8	15.75	13.25
	T*(8,L)X*C16	FC/MC/PC35C	21	1105	30.0	23.0	15.75	13.25
	T*(8,L)X*C20	FC/MC/PC35C	21	850	29.0	20.8	15.75	13.25
	T*9X*B12	FC/MC/PC35B	17	1085	30.0	22.6	15.00	13.00
	T*9X*C16	FC/MC/PC35C	21	1075	30.0	22.6	15.00	13.00
	T*9X*C20	FC/MC/PC35C	21	685	27.4	19.0	14.50	12.30
	T*(8,L)X*A12	FC/MC/PC36A	14	995	29.2	21.4	15.00	12.75
	T*(8,L)X*B12	FC/MC/PC36B	17	1090	29.8	22.6	15.50	13.00
	T*(8,L)X*C16	FC/MC/PC36C	21	1100	30.0	22.8	15.75	13.25
	T*(8,L)X*C20	FC/MC/PC36C	21	890	29.2	21.2	15.75	13.25
	T*9X*B12	FC/MC/PC36B	17	1070	29.8	22.4	15.50	13.00
	T*9X*C16	FC/MC/PC36C	21	1070	29.8	22.4	15.50	13.00
	T*9X*C20	FC/MC/PC36C	21	735	28.0	19.6	15.25	12.75
	T*(8,L)X*A12	FC/MC/PC37A	14	1105	30.6	23.4	15.25	13.00
	T*(8,L)X*B12	FC/MC/PC43B	17	1125	30.8	23.6	16.00	13.50
	T*(8,L)X*C16	FC/MC/PC43C	21	710	28.4	19.7	16.00	13.50
	T*(8,L)X*C20	FC/MC/PC43C	21	870	29.8	21.4	16.00	13.50
	T*9X*B12	FC/MC/PC43B	17	1095	30.6	23.4	16.00	13.25
	T*9X*C16	FC/MC/PC43C	21	1055	30.6	23.0	16.00	13.25
	T*9X*C20	FC/MC/PC43C	21	720	28.4	19.6	16.00	13.25
T*(8,L)X*C16	FC/MC/PC48C	21	730	29.0	20.2	16.25	13.25	
T*(8,L)X*C20	FC/MC/PC48C	21	890	30.0	22.0	16.25	13.25	

For notes see Page 14.

COOLING CAPACITY - With High Efficiency Motor Furnaces (Continued)

UNIT MODEL	FURNACE MODEL	COIL MODEL ¹	W	COOLING				
				RATED CFM	Net MBH		SEER	EER
					TOTAL	SENS.		
14.5 SEER AC WITH VARIABLE SPEED FURNACES²								
TCJF30S41S3	T*9X*C16	FC/MC/PC48C	21	1075	30.8	23.4	16.00	13.25
	T*9X*C20	FC/MC/PC48C	21	745	29.0	20.2	16.00	13.25
	T*9X*D20	FC/MC/PC48D	24	780	29.2	20.6	16.00	13.25
	T*(8,L)X*A12	UC30A	14	1035	29.4	21.8	15.25	13.00
	T*(8,L)X*B12	UC30B	17	1110	29.8	22.6	15.50	13.25
	T*9X*B12	UC30B	17	1080	29.8	22.2	15.25	13.00
	T*(8,L)X*A12	HD36	14	1115	29.8	22.8	15.00	12.75
	T*(8,L)X*B12	HD36	17	1120	30.0	23.0	15.50	13.00
	T*(8,L)X*C16	HD36	21	1120	30.0	22.6	15.50	13.00
	(L*(8,L)C/T*8V)*A12	FC/MC/PC30A	14	1090	29.4	21.6	14.50	12.25
	(L*(8,L)C/T*8V)*B12	FC/MC/PC30B	17	955	29.0	20.8	15.25	13.00
	(L*9C/T*9V)*B12	FC/MC/PC30B	17	1050	29.6	21.8	15.00	13.00
	(L*(8,L)C/T*8V)*A12	FC/MC/PC32A	14	1045	29.2	21.6	14.50	12.25
	(L*(8,L)C/T*8V)*B12	FC/MC/PC35B	17	1020	29.2	22.0	15.20	12.85
	(L*9C/T*9V)*B12	FC/MC/PC35B	17	1045	29.4	21.8	15.00	12.50
	(L*(8,L)C/T*8V)*C16	FC/MC/PC35C	21	985	29.4	21.8	15.70	13.25
	(L*(8,L)C/T*8V)*C20	FC/MC/PC35C	21	1035	29.6	22.0	15.60	13.20
	(L*9C/T*9V)*C16	FC/MC/PC35C	21	1005	29.6	22.0	15.75	13.25
	(L*9C/T*9V)*C20	FC/MC/PC35C	21	985	29.6	22.0	15.75	13.25
	(L*(8,L)C/T*8V)*A12	FC/MC/PC36A	14	1000	29.4	21.4	15.25	12.75
	(L*(8,L)C/T*8V)*B12	FC/MC/PC36B	17	995	29.2	21.6	15.20	12.95
	(L*9C/T*9V)*B12	FC/MC/PC36B	17	985	29.4	21.4	15.50	13.00
	(L*(8,L)C/T*8V)*C16	FC/MC/PC36C	21	995	29.4	21.8	15.60	13.30
	(L*(8,L)C/T*8V)*C20	FC/MC/PC36C	21	1030	29.4	21.8	15.05	12.80
	(L*9C/T*9V)*C16	FC/MC/PC36C	21	1005	29.6	21.6	15.75	13.25
	(L*9C/T*9V)*C20	FC/MC/PC36C	21	1045	29.6	21.6	15.75	13.25
	(L*(8,L)C/T*8V)*A12	FC/MC/PC37A	14	980	29.8	21.6	15.00	12.75
	(L*(8,L)C/T*8V)*B12	FC/MC/PC43B	17	1045	30.0	22.6	15.70	13.30
	(L*9C/T*9V)*B12	FC/MC/PC43B	17	1035	29.8	21.8	15.25	12.75
	(L*(8,L)C/T*8V)*C16	FC/MC/PC43C	21	990	30.0	22.0	16.25	13.50
	(L*(8,L)C/T*8V)*C20	FC/MC/PC43C	21	1000	30.0	22.0	16.25	13.75
	(L*9C/T*9V)*C16	FC/MC/PC43C	21	1030	30.0	22.0	15.50	13.25
	(L*9C/T*9V)*C20	FC/MC/PC43C	21	995	30.0	22.0	16.00	13.50
	(L*(8,L)C/T*8V)*C16	FC/MC/PC48C	21	1010	30.0	22.2	16.50	13.75
	(L*(8,L)C/T*8V)*C20	FC/MC/PC48C	21	1040	30.0	22.2	16.50	13.75
	(L*9C/T*9V)*C16	FC/MC/PC48C	21	990	30.0	22.2	16.25	13.50
	(L*9C/T*9V)*C20	FC/MC/PC48C	21	965	30.0	22.2	16.25	13.50
	(L*9C/T*9V)*D20	FC/MC/PC48D	24	1085	30.0	22.6	16.25	13.50
	(L*(8,L)C/T*8V)*B12	HC36	17	995	29.4	21.4	15.25	13.00
	(L*9C/T*9V)*B12	HC36	17	1045	29.4	21.8	15.00	12.50
	(L*(8,L)C/T*8V)*C16	HC42	21	990	30.0	22.0	16.25	13.50
	(L*(8,L)C/T*8V)*C20	HC42	21	1000	30.0	22.0	16.25	13.75
	(L*9C/T*9V)*C16	HC42	21	1030	30.0	22.0	15.50	13.25
	(L*9C/T*9V)*C20	HC42	21	995	30.0	22.0	15.75	12.75
	(L*(8,L)C/T*8V)*A12	HD36	14	1000	29.0	20.6	15.00	12.75
	(L*(8,L)C/T*8V)*B12	HD36	17	985	29.2	20.6	15.50	13.00
	(L*(8,L)C/T*8V)*C16	HD36	21	1020	29.2	20.8	15.75	13.00
	(L*(8,L)C/T*8V)*C20	HD36	21	1055	29.6	21.4	15.75	13.25
	(L*9C/T*9V)*B12	HD36	17	985	29.2	20.6	15.25	12.75
	(L*9C/T*9V)*C16	HD36	21	1005	29.2	20.8	15.75	13.25
(L*9C/T*9V)*C20	HD36	21	1045	29.2	20.6	15.50	13.00	
(L*(8,L)C/T*8V)*A12	UC30A	14	1090	29.4	21.8	14.75	12.50	
(L*(8,L)C/T*8V)*B12	UC30B	17	955	29.0	21.0	15.50	13.00	

For notes see Page 14.

COOLING CAPACITY - With High Efficiency Motor Furnaces (Continued)

UNIT MODEL	FURNACE MODEL	COIL MODEL ¹	W	COOLING				
				RATED CFM	Net MBH		SEER	EER
					TOTAL	SENS.		
14.5 SEER AC WITH VARIABLE SPEED FURNACES²								
TCJF36S41S3	T*(8,L)X*B12	FC/MC/PC35B	17	1290	34.6	25.8	15.25	12.75
	T*(8,L)X*C16	FC/MC/PC35C	21	1105	34.0	24.4	15.50	12.75
	T*(8,L)X*C20	FC/MC/PC35C	21	1225	34.4	25.4	15.50	12.75
	T*9X*B12	FC/MC/PC35B	17	1265	34.2	25.2	14.75	12.25
	T*9X*C16	FC/MC/PC35C	21	1270	34.4	25.2	15.25	12.75
	T*9X*C20	FC/MC/PC35C	21	1195	34.4	25.2	15.25	12.75
	T*(8,L)X*A12	FC/MC/PC36A	14	1185	34.0	24.4	14.50	12.25
	T*(8,L)X*B12	FC/MC/PC36B	17	1255	34.2	25.2	15.00	12.50
	T*(8,L)X*C16	FC/MC/PC36C	21	1100	33.8	24.2	15.25	12.75
	T*(8,L)X*C20	FC/MC/PC36C	21	1265	34.4	25.6	15.25	12.75
	T*9X*B12	FC/MC/PC36B	17	1245	34.0	24.4	14.75	12.25
	T*9X*C16	FC/MC/PC36C	21	1275	34.4	25.4	15.25	12.75
	T*9X*C20	FC/MC/PC36C	21	1195	34.2	24.6	15.25	12.75
	T*(8,L)X*A12	FC/MC/PC37A	14	1290	35.4	26.4	15.25	12.75
	T*(8,L)X*B12	FC/MC/PC43B	17	1300	35.2	26.6	15.50	13.00
	T*(8,L)X*C16	FC/MC/PC43C	21	1175	35.2	25.8	15.50	13.00
	T*(8,L)X*C20	FC/MC/PC43C	21	1250	35.4	26.4	15.50	13.00
	T*9X*B12	FC/MC/PC43B	17	1270	35.2	26.4	15.25	12.75
	T*9X*C16	FC/MC/PC43C	21	1260	35.2	26.4	15.50	13.00
	T*9X*C20	FC/MC/PC43C	21	1185	35.0	25.8	15.50	13.00
	T*(8,L)X*C16	FC/MC/PC48C	21	1185	35.8	26.4	16.25	13.25
	T*(8,L)X*C20	FC/MC/PC48C	21	1270	35.6	26.2	16.25	13.25
	T*9X*C16	FC/MC/PC48C	21	1280	35.6	26.8	16.00	13.00
	T*9X*C20	FC/MC/PC48C	21	1205	35.6	26.2	16.00	13.00
	T*9X*D20	FC/MC/PC48D	24	1240	35.6	26.2	16.00	13.00
	T*(8,L)X*C16	HD48	21	1120	34.6	25.4	16.00	13.00
	T*(8,L)X*C20	HD48	21	1245	35.2	26.2	16.00	13.00
	T*9X*C16	HD48	21	1255	33.6	26.6	15.75	12.75
	T*9X*C20	HD48	21	1245	35.2	26.2	15.75	12.75
	T*9X*D20	HD48	24	1260	35.2	26.2	15.75	12.75
	T*(8,L)X*C16	UC60C	21	1185	34.0	24.6	15.50	12.75
	T*(8,L)X*C20	UC60D	21	1295	34.6	25.8	15.50	12.75
	T*9X*C16	FC/PC60C	21	1275	34.2	25.6	15.50	12.75
	T*9X*C20	FC/PC60C	21	1240	33.8	24.4	15.50	12.75
	T*9X*D20	UC60D	24	1285	34.4	25.6	15.50	12.75
	(L*(8,L)C/T*8V)*B12	FC/MC/PC35B	17	1220	34.0	24.6	14.50	12.00
	(L*9C/T*9V)*B12	FC/MC/PC35B	17	1190	33.8	24.6	14.50	12.00
	(L*(8,L)C/T*8V)*C16	FC/MC/PC35C	21	1210	34.0	24.4	15.20	12.65
	(L*(8,L)C/T*8V)*C20	FC/MC/PC35C	21	1165	34.2	24.6	15.40	12.85
	(L*9C/T*9V)*C16	FC/MC/PC35C	21	1215	34.2	25.2	15.25	12.50
	(L*9C/T*9V)*C20	FC/MC/PC35C	21	1285	34.4	25.8	14.75	12.25
	(L*(8,L)C/T*8V)*A12	FC/MC/PC36A	14	1190	33.4	24.4	14.50	12.00
	(L*(8,L)C/T*8V)*B12	FC/MC/PC36B	17	1220	33.8	24.4	14.70	12.35
	(L*9C/T*9V)*B12	FC/MC/PC36B	17	1165	33.6	24.4	15.00	12.50
(L*(8,L)C/T*8V)*C16	FC/MC/PC36C	21	1235	34.0	25.0	15.50	12.75	
(L*(8,L)C/T*8V)*C20	FC/MC/PC36C	21	1240	34.2	25.2	15.50	12.75	
(L*9C/T*9V)*C16	FC/MC/PC36C	21	1210	34.0	24.6	15.20	12.75	
(L*9C/T*9V)*C20	FC/MC/PC36C	21	1240	34.0	24.6	15.15	12.70	
(L*(8,L)C/T*8V)*A12	FC/MC/PC37A	14	1150	34.2	24.8	14.95	12.40	
(L*(8,L)C/T*8V)*B12	FC/MC/PC43B	17	1275	34.8	26.0	14.90	12.50	
(L*9C/T*9V)*B12	FC/MC/PC43B	17	1200	34.6	25.4	14.75	12.25	
(L*(8,L)C/T*8V)*C16	FC/MC/PC43C	21	1205	35.0	25.8	15.75	13.00	

For notes see Page 14.

COOLING CAPACITY - With High Efficiency Motor Furnaces (Continued)

UNIT MODEL	FURNACE MODEL	COIL MODEL ¹	W	COOLING				
				RATED CFM	Net MBH		SEER	EER
					TOTAL	SENS.		
14.5 SEER AC WITH VARIABLE SPEED FURNACES²								
TCJF36S41S3	(L*(8,L)C/T*8V)*C20	FC/MC/PC43C	21	1190	34.6	25.8	15.90	13.10
	(L*9C/T*9V)*C16	FC/MC/PC43C	21	1240	34.8	25.6	15.25	12.75
	(L*9C/T*9V)*C20	FC/MC/PC43C	21	1200	35.0	25.6	15.50	13.00
	(L*(8,L)C/T*8V)*C16	FC/MC/PC48C	21	1210	35.6	26.2	16.00	13.25
	(L*(8,L)C/T*8V)*C20	FC/MC/PC48C	21	1155	35.6	26.4	16.25	13.50
	(L*9C/T*9V)*C16	FC/MC/PC48C	21	1195	35.4	26.2	15.75	13.00
	(L*9C/T*9V)*C20	FC/MC/PC48C	21	1330	35.8	27.2	15.50	12.75
	(L*9C/T*9V)*D20	FC/MC/PC60D	24	1225	35.2	26.0	15.95	13.35
	(L*9C/T*9V)*D20	FC/MC62D	24	1235	35.6	26.4	16.00	13.50
	(L*(8,L)C/T*8V)*C16	FC/PC60C	21	1185	35.0	25.8	16.40	13.45
	(L*(8,L)C/T*8V)*C20	FC/PC60C	21	1215	35.4	26.0	16.20	13.50
	(L*9C/T*9V)*C16	FC/PC60C	21	1235	35.0	25.8	15.50	13.00
	(L*9C/T*9V)*C20	FC/PC60C	21	1330	35.6	27.2	15.65	13.15
	(L*(8,L)C/T*8V)*C16	HC42	21	1205	35.0	25.8	15.75	13.00
	(L*(8,L)C/T*8V)*C20	HC42	21	1190	35.0	25.8	16.00	13.25
	(L*9C/T*9V)*C16	HC42	21	1240	34.8	25.6	15.00	12.50
	(L*9C/T*9V)*C20	HC42	21	1200	35.0	25.6	15.50	12.75
	(L*(8,L)C/T*8V)*B12	HD48	17	1210	34.8	25.6	15.25	12.50
	(L*(8,L)C/T*8V)*C16	HD48	21	1210	35.2	25.8	16.00	13.25
	(L*(8,L)C/T*8V)*C20	HD48	21	1155	35.2	26.0	16.00	13.25
	(L*9C/T*9V)*B12	HD48	17	1150	34.8	25.6	15.25	12.50
	(L*9C/T*9V)*C16	HD48	21	1195	35.0	25.8	15.75	13.00
	(L*9C/T*9V)*C20	HD48	21	1325	35.4	26.4	15.25	12.75
	(L*(8,L)C/T*8V)*C16	UC60C	21	1195	34.2	24.6	15.75	13.15
(L*(8,L)C/T*8V)*C20	UC60C	21	1215	34.2	24.6	15.70	13.10	
(L*9C/T*9V)*C16	UC60C	21	1235	33.8	24.4	15.00	12.55	
(L*9C/T*9V)*C20	UC60C	21	1285	34.4	25.6	15.15	12.70	
(L*9C/T*9V)*D20	UC60D	24	1225	34.0	24.6	15.45	12.90	
TCJF42S41S3	T*(8,L)X*B12	FC/MC/PC43B	17	1300	40.5	30.0	14.75	12.50
	T*(8,L)X*C16	FC/MC/PC43C	21	1475	41.5	31.8	14.75	12.50
	T*(8,L)X*C20	FC/MC/PC43C	21	1415	41.5	31.4	14.75	12.50
	T*9X*B12	FC/MC/PC43B	17	1270	40.0	29.0	14.50	12.25
	T*9X*C16	FC/MC/PC43C	21	1410	41.5	31.0	14.75	12.50
	T*9X*C20	FC/MC/PC43C	21	1400	41.5	31.2	14.75	12.50
	T*(8,L)X*C16	FC/MC/PC48C	21	1360	42.0	31.2	15.25	12.75
	T*(8,L)X*C20	FC/MC/PC48C	21	1475	42.0	31.8	15.25	12.75
	T*9X*C16	FC/MC/PC48C	21	1425	42.0	31.8	15.00	12.50
	T*9X*C20	FC/MC/PC48C	21	1420	42.0	31.8	15.00	12.50
	T*9X*D20	FC/MC/PC48D	24	1435	42.0	31.8	15.00	12.50
	T*(8,L)X*C16	FC/PC60C	21	1360	41.5	31.4	15.00	12.50
	T*(8,L)X*C20	FC/MC/PC60D	21	1485	41.5	31.4	15.00	12.50
	T*9X*C16	FC/PC60C	21	1460	41.5	31.2	14.75	12.50
	T*9X*C20	FC/PC60C	21	1460	41.5	31.4	15.00	12.75
	T*9X*D20	FC/MC/PC60D	24	1515	42.0	32.2	15.00	12.75
	T*(8,L)X*C16	FC64D	21	1360	42.0	31.8	16.00	13.00
	T*(8,L)X*C20	FC64D	21	1485	42.0	32.6	16.00	13.00
	T*9X*C16	FC64D	21	1460	42.0	31.8	16.00	13.00
	T*9X*C20	FC64D	21	1460	42.0	31.8	16.00	13.00
T*9X*D20	FC64D	24	1225	42.0	30.4	16.00	13.00	
T*(8,L)X*C16	HD48	21	1340	41.5	31.0	15.00	12.75	
T*9X*C16	HD48	21	1465	42.0	31.6	14.75	12.50	
T*9X*C20	HD48	21	1465	42.0	31.8	14.75	12.50	

For notes see Page 14.

COOLING CAPACITY - With High Efficiency Motor Furnaces (Continued)

UNIT MODEL	FURNACE MODEL	COIL MODEL ¹	W	COOLING				
				RATED CFM	Net MBH		SEER	EER
					TOTAL	SENS.		
14.5 SEER AC WITH VARIABLE SPEED FURNACES²								
TCJF42S41S3	T*9X*D20	HD48	24	1460	47.5	27.4	14.75	12.50
	T*(8,L)X*C16	UC48C	21	1400	40.0	29.8	14.90	12.65
	T*(8,L)X*C20	UC48C	21	1515	40.5	30.8	14.90	12.65
	T*9X*C16	UC48C	21	1425	39.5	29.6	14.50	12.25
	T*9X*C20	UC48C	21	1420	40.0	29.6	14.50	12.25
	T*9X*D20	UC48D	24	1435	40.0	29.8	14.50	12.25
	(L*(8,L)C/T*8V)*C16	FC/MC/PC43C	21	1425	41.5	30.8	14.50	12.50
	(L*(8,L)C/T*8V)*C20	FC/MC/PC43C	21	1450	41.5	30.8	14.50	12.50
	(L*9C/T*9V)*C16	FC/MC/PC43C	21	1360	41.0	30.8	14.50	12.50
	(L*9C/T*9V)*C20	FC/MC/PC43C	21	1395	41.5	30.8	14.50	12.50
	(L*(8,L)C/T*8V)*C16	FC/MC/PC48C	21	1330	41.0	30.6	15.30	12.90
	(L*(8,L)C/T*8V)*C20	FC/MC/PC48C	21	1410	41.5	31.4	15.55	13.10
	(L*9C/T*9V)*C16	FC/MC/PC48C	21	1395	42.0	31.4	15.25	13.00
	(L*9C/T*9V)*C20	FC/MC/PC48C	21	1430	42.0	31.4	15.00	12.75
	(L*(8,L)C/T*8V)*C16	FC/MC/PC48D	21	1330	41.0	30.6	15.30	12.90
	(L*9C/T*9V)*D20	FC/MC/PC48D	24	1450	42.0	31.4	15.25	13.00
	(L*9C/T*9V)*D20	FC/MC/PC60D	24	1445	42.0	31.2	15.30	13.05
	(L*9C/T*9V)*D20	FC/MC62D	24	1455	42.0	31.6	15.50	13.20
	(L*(8,L)C/T*8V)*C16	FC/PC60C	21	1420	41.0	30.8	15.25	12.85
	(L*(8,L)C/T*8V)*C20	FC/PC60C	21	1340	41.0	30.4	15.55	13.05
	(L*9C/T*9V)*C16	FC/PC60C	21	1445	41.5	31.0	14.75	12.60
	(L*9C/T*9V)*C20	FC/PC60C	21	1445	41.5	31.2	15.10	12.90
	(L*(8,L)C/T*8V)*C16	FC64D	21	1420	42.0	31.8	16.00	13.00
	(L*(8,L)C/T*8V)*C20	FC64D	21	1410	42.0	31.8	16.00	13.00
	(L*9C/T*9V)*C16	FC64D	21	1445	42.0	31.8	15.25	12.65
	(L*9C/T*9V)*C20	FC64D	21	1445	42.0	31.8	16.00	13.00
	(L*9C/T*9V)*D20	FC64D	24	1235	42.0	30.4	16.00	13.00
	(L*9C/T*9V)*D20	FC64D	24	1235	42.0	30.4	16.00	13.00
	(L*(8,L)C/T*8V)*C16	HC42	21	1425	41.5	30.8	15.00	12.50
	(L*(8,L)C/T*8V)*C20	HC42	21	1450	41.5	30.8	15.00	12.50
	(L*9C/T*9V)*C16	HC42	21	1360	41.0	30.8	14.75	12.50
	(L*9C/T*9V)*C20	HC42	21	1395	41.5	30.8	14.75	12.50
	(L*(8,L)C/T*8V)*B12	HD48	17	1350	41.0	29.8	14.75	12.50
	(L*(8,L)C/T*8V)*C16	HD48	21	1435	41.5	30.8	15.25	13.00
	(L*(8,L)C/T*8V)*C20	HD48	21	1410	42.0	31.0	15.25	13.00
	(L*9C/T*9V)*B12	HD48	17	1150	40.0	28.2	14.75	12.50
	(L*9C/T*9V)*C16	HD48	21	1395	41.5	30.8	15.00	12.75
	(L*9C/T*9V)*C20	HD48	21	1430	41.5	30.8	14.75	12.50
	(L*9C/T*9V)*D20	HD48	24	1450	41.5	30.8	15.00	12.75
	(L*(8,L)C/T*8V)*C16	HD60	21	1420	42.0	31.4	15.55	13.30
(L*(8,L)C/T*8V)*C20	HD60	21	1410	42.0	31.4	15.85	13.50	
(L*9C/T*9V)*C16	HD60	21	1445	42.0	31.2	14.85	12.75	
(L*9C/T*9V)*C20	HD60	21	1445	42.0	31.4	15.20	13.00	
(L*9C/T*9V)*D20	HD60	24	1445	42.0	31.4	15.40	13.15	
(L*(8,L)C/T*8V)*C16	UC48C	21	1435	40.5	30.8	14.90	12.65	
(L*(8,L)C/T*8V)*C20	UC48C	21	1410	40.5	31.0	15.10	12.80	
(L*9C/T*9V)*C16	UC48C	21	1395	40.0	30.8	14.70	12.45	
(L*9C/T*9V)*C20	UC48C	21	1430	40.0	30.8	14.60	12.40	
(L*9C/T*9V)*D20	UC48D	24	1450	40.0	30.8	14.80	12.60	
(L*(8,L)C/T*8V)*C16	UC60C	21	1420	40.5	29.8	15.00	12.75	
(L*(8,L)C/T*8V)*C20	UC60C	21	1410	40.5	30.0	15.30	13.00	
(L*9C/T*9V)*C16	UC60C	21	1445	40.0	29.6	14.35	12.25	
(L*9C/T*9V)*C20	UC60C	21	1445	40.5	29.6	14.65	12.50	
(L*9C/T*9V)*D20	UC60D	24	1445	40.5	29.8	14.90	12.65	

For notes see Page 14.

COOLING CAPACITY - With High Efficiency Motor Furnaces (Continued)

UNIT MODEL	FURNACE MODEL	COIL MODEL ¹	W	COOLING				
				RATED CFM	Net MBH		SEER	EER
					TOTAL	SENS.		
14.5 SEER AC WITH VARIABLE SPEED FURNACES²								
TCJF48S41S3	T*(8,L)X*C16	FC/MC/PC48C	21	1600	47.0	33.8	14.50	12.25
	T*(8,L)X*C20	FC/MC/PC48C	21	1660	47.5	33.8	14.75	12.50
	T*9X*C16	FC/MC/PC48C	21	1565	47.0	33.8	14.50	12.25
	T*9X*C20	FC/MC/PC48C	21	1615	47.5	33.8	14.75	12.50
	T*9X*D20	FC/MC/PC48D	24	1635	47.0	33.8	14.50	12.25
	T*(8,L)X*C16	FC/PC60C	21	1605	47.0	33.2	14.50	12.25
	T*(8,L)X*C20	FC/MC/PC60D	21	1595	47.0	33.4	14.75	12.50
	T*9X*C16	FC/PC60C	21	1575	44.5	33.2	14.50	12.25
	T*9X*C20	FC/PC60C	21	1625	44.5	33.4	14.75	12.50
	T*9X*D20	FC/MC/PC60D	24	1490	46.5	32.8	15.00	12.75
	T*(8,L)X*C16	FC/MC62D	21	1610	47.5	34.2	15.00	12.75
	T*(8,L)X*C20	FC/MC62D	21	1665	48.0	34.4	15.00	12.75
	T*(8,L)X*C16	FC64D	21	1360	48.0	33.6	16.00	13.00
	T*(8,L)X*C20	FC64D	21	1485	48.0	34.4	15.70	12.80
	T*9X*C16	FC64D	21	1460	47.5	33.4	15.25	12.50
	T*9X*C20	FC64D	21	1460	48.0	33.6	15.50	12.75
	T*9X*D20	FC64D	24	1425	48.0	33.6	16.00	13.00
	T*(8,L)X*C16	HD48	21	1610	48.0	33.6	14.75	12.25
	T*(8,L)X*C20	HD48	21	1665	48.5	33.8	14.75	12.25
	T*9X*C16	HD48	21	1575	48.0	33.6	14.50	12.00
	T*9X*C20	HD48	21	1625	48.0	33.8	14.50	12.00
	T*9X*D20	HD48	24	1645	48.0	33.6	14.50	12.00
	T*(8,L)X*C16	HD60	21	1610	45.5	34.0	14.25	12.00
	T*(8,L)X*C20	HD60	21	1665	45.5	34.2	14.25	12.00
	T*9X*C16	HD60	21	1575	45.5	34.0	14.25	12.00
	T*9X*C20	HD60	21	1625	45.5	34.2	14.25	12.00
	T*9X*D20	HD60	24	1645	45.5	34.0	14.25	12.00
	(L*(8,L)C/T*8V)*C16	FC/MC/PC48C	21	1565	47.0	33.0	14.70	12.55
	(L*(8,L)C/T*8V)*C20	FC/MC/PC48C	21	1640	47.0	33.0	14.75	12.50
	(*9C/T*9V)*C16	FC/MC/PC48C	21	1590	46.5	32.8	14.75	12.50
	(*9C/T*9V)*C20	FC/MC/PC48C	21	1655	46.5	32.8	14.75	12.50
	(*9C/T*9V)*D20	FC/MC/PC48D	24	1645	46.5	33.0	14.75	12.50
	(L*(8,L)C/T*8V)*C16	FC/MC/PC48D	21	1565	47.0	33.4	14.70	12.55
	(L*(8,L)C/T*8V)*C20	FC/MC/PC48D	21	1640	47.5	32.6	15.05	12.80
	(L*(8,L)C/T*8V)*C16	FC/PC60C	21	1625	47.0	33.0	15.00	12.75
	(L*(8,L)C/T*8V)*C20	FC/PC60C	21	1605	47.0	33.2	15.25	13.00
	(*9C/T*9V)*C16	FC/PC60C	21	1590	47.0	33.0	14.75	12.50
	(*9C/T*9V)*C20	FC/PC60C	21	1655	47.0	33.0	14.75	12.50
	(L*(8,L)C/T*8V)*C16	FC/MC/PC60D	24	1600	47.0	33.4	14.85	12.60
	(L*(8,L)C/T*8V)*C20	FC/MC/PC60D	24	1615	47.0	32.8	15.35	13.00
	(*9C/T*9V)*D20	FC/MC/PC60D	24	1615	47.0	33.0	14.75	12.50
	(L*(8,L)C/T*8V)*C16	FC/MC62D	21	1635	46.5	31.2	14.95	12.65
	(L*(8,L)C/T*8V)*C20	FC/MC62D	21	1615	46.5	33.6	15.15	12.80
	(*9C/T*9V)*C20	FC/MC62D	21	1655	47.0	33.2	14.75	12.50
	(*9C/T*9V)*D20	FC/MC62D	24	1630	47.0	33.4	15.00	12.75
	(L*(8,L)C/T*8V)*C16	FC64D	21	1420	47.5	33.4	15.25	12.50
	(L*(8,L)C/T*8V)*C20	FC64D	21	1410	47.5	33.4	16.00	13.00
	(*9C/T*9V)*C16	FC64D	21	1445	47.0	33.2	15.00	12.50
	(*9C/T*9V)*C20	FC64D	21	1445	47.5	33.2	15.25	12.75
	(*9C/T*9V)*D20	FC64D	24	1455	47.5	33.4	15.85	12.85
(*9C/T*9V)*D20	HC60	24	1615	45.0	32.4	14.50	12.00	
(L*(8,L)C/T*8V)*C16	HD48	21	1615	46.5	32.6	14.75	12.25	
(L*(8,L)C/T*8V)*C20	HD48	21	1640	46.5	32.6	14.75	12.25	

For notes see Page 15.

COOLING CAPACITY - With High Efficiency Motor Furnaces (Continued)

UNIT MODEL	FURNACE MODEL	COIL MODEL ¹	W	COOLING				
				RATED CFM	Net MBH		SEER	EER
					TOTAL	SENS.		
14.5 SEER AC WITH VARIABLE SPEED FURNACES²								
TCJF48S41S3	(*9C/T*9V)*C16	HD48	21	1590	46.5	32.4	14.50	12.25
	(*9C/T*9V)*C20	HD48	21	1655	46.5	32.4	14.50	12.25
	(*9C/T*9V)*D20	HD48	24	1645	46.5	32.6	14.50	12.25
	(L*(8,L)C/T*8V)*C16	HD60	21	1625	47.0	33.6	15.00	12.50
	(L*(8,L)C/T*8V)*C20	HD60	21	1605	47.0	33.6	15.50	13.00
	(*9C/T*9V)*C16	HD60	21	1590	47.0	33.4	14.75	12.50
	(*9C/T*9V)*C20	HD60	21	1655	47.0	33.4	14.75	12.50
(*9C/T*9V)*D20	HD60	24	1615	47.0	33.4	14.75	12.50	
TCJF60S41S3	T*(8,L)X*C20	FC/PC60C	21	1605	55.0	37.2	13.75	11.80
	T*(8,L)X*C20	FC/MC62D	21	1665	56.0	37.8	14.50	12.50
	T*9X*C20	FC/MC62D	21	1595	55.0	37.0	14.50	12.50
	T*9X*D20	FC/MC62D	24	1645	55.5	37.6	14.50	12.50
	T*(8,L)X*C16	FC64D	21	1610	56.5	38.5	14.90	12.25
	T*(8,L)X*C20	FC64D	21	1665	57.0	39.5	15.15	12.50
	T*9X*C16	FC64D	21	1550	56.0	38.0	14.75	12.25
	T*9X*C20	FC64D	21	1595	56.5	38.5	15.05	12.50
	T*9X*D20	FC64D	24	1610	56.5	38.5	14.75	12.25
	(L*(8,L)C/T*8V)*C20	FC/MC/PC60D	21	1595	55.0	37.2	13.90	11.90
	(*9C/T*9V)*C20	FC/PC60C	21	1575	55.0	37.2	13.75	11.80
	(*9C/T*9V)*D20	FC/PC60C	21	1560	55.0	37.2	13.75	11.80
	(*9C/T*9V)*D20	FC/MC/PC60D	24	1630	55.0	37.2	13.75	11.80
	(L*(8,L)C/T*8V)*C20	FC/MC62D	21	1615	55.5	37.2	14.50	12.50
	(*9C/T*9V)*C20	FC/MC62D	21	1655	55.5	37.2	14.00	12.20
	(*9C/T*9V)*D20	FC/MC62D	24	1630	55.5	37.2	14.50	12.50
	(L*(8,L)C/T*8V)*C16	FC64D	21	1635	56.5	39.0	14.75	12.25
	(L*(8,L)C/T*8V)*C20	FC64D	21	1615	56.5	38.5	15.05	12.50
	(*9C/T*9V)*C16	FC64D	21	1590	56.0	38.0	14.50	12.30
	(*9C/T*9V)*C20	FC64D	21	1655	56.5	38.5	14.50	12.00
	(*9C/T*9V)*D20	FC64D	24	1630	56.5	38.5	14.50	12.00
	(*9C/T*9V)*D20	HC60	24	1615	53.5	36.8	14.00	12.00
	(L*(8,L)C/T*8V)*C20	HD60	21	1605	56.5	37.8	14.50	12.50
	(*9C/T*9V)*C20	HD60	21	1655	56.5	38.5	14.25	12.25
(*9C/T*9V)*D20	HD60	24	1615	55	37.4	14.25	12.25	

1. MC coils available with a factory installed horizontal drain pan. See price pages for specific model number.

2. Variable speed furnaces have B.O.D (Blower on Delay) standard.

ACCESSORIES

Refer to Price Manual for specific model numbers.

Off Cycle Timer Delay - Provides a 5-minute off cycle to prevent rapid recycling of the compressor.

Hard Start Kit - Required when using TXV indoor coil. Also, provides increased starting torque for areas with low voltage.

Model	Source 1 Kit numbers
24	S1-2SA06704006
30	S1-2SA06704006
36	S1-2SA06704006
42	S1-2SA06704006
48	S1-2SA06708006
60	S1-2SA06707906

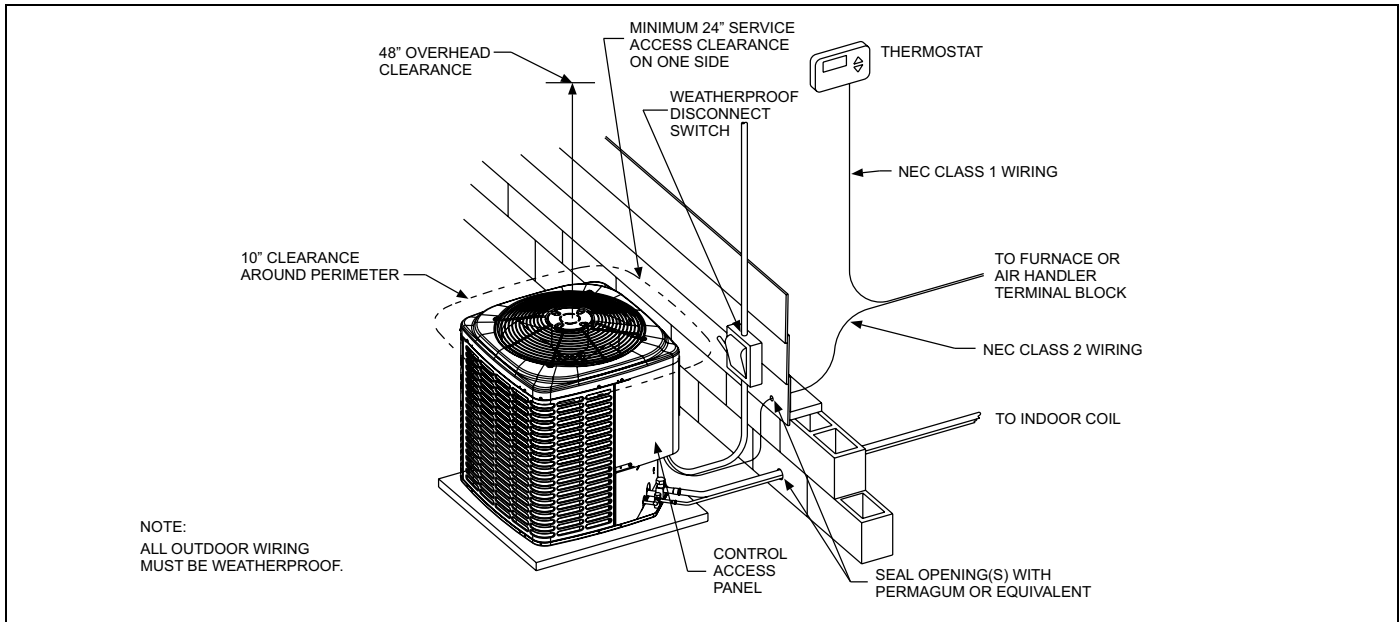
Thermostats - Compatible thermostat controls are available through accessory sourcing. For optimum performance and installation, refer to the UPGNET "Low Voltage Wiring Diagram" document to select and apply controls.

SOUND POWER RATINGS*

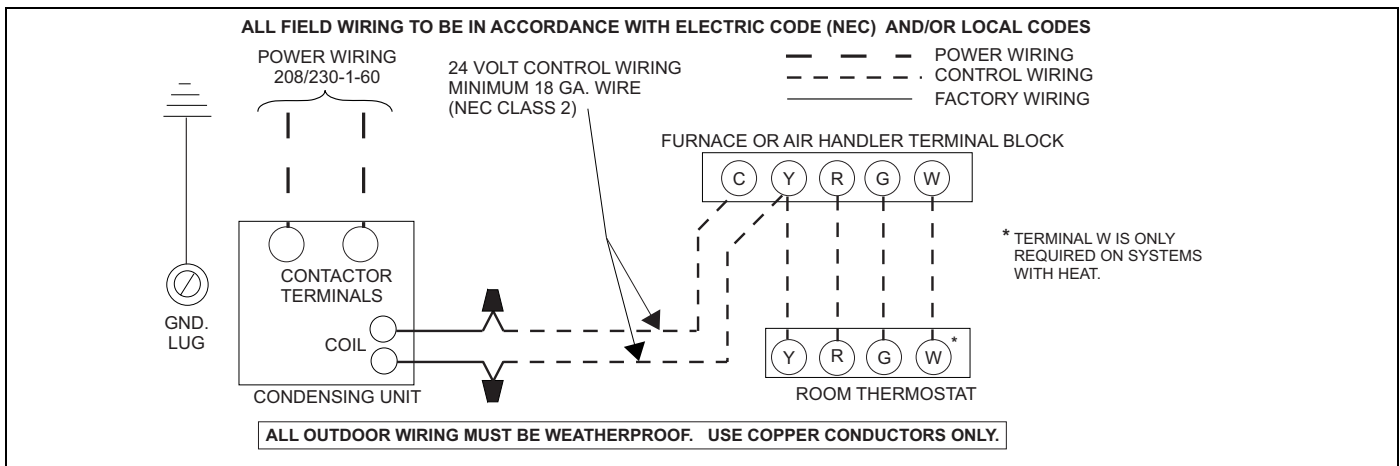
UNIT MODEL	(dBA)
24	72
30	71
36	71
42	75
48	74
60	74

* Rated in accordance with ARI 270-95 Standards.

TYPICAL INSTALLATION



TYPICAL FIELD WIRING



COOLING PERFORMANCE DATA																
AIR CONDITIONER MODEL NO.		TCJF24S41S3														
INDOOR COIL MODEL NO.		FC/MC/PC32														
CONDENSING ENTERING AIR TEMPERATURE	IDCFM	600					800					1000				
	ID DB (°F)	80	80	75	80	80	80	80	75	80	80	80	80	75	80	80
	ID WB (°F)	57	62	62	67	72	57	62	62	67	72	57	62	62	67	72
65	T.C.	21.8	23.8	23.8	25.7	27.7	23.9	25.4	25.3	27.6	29.5	26.1	27.1	26.9	29.4	31.4
	S.C.	16.3	16.3	16.3	16.1	14.4	16.3	16.3	16.3	16.2	15.3	16.3	16.3	16.3	16.3	16.2
	KW	1.2	1.2	1.2	1.2	1.2	1.2	1.2	1.2	1.2	1.2	1.2	1.2	1.2	1.2	1.2
75	T.C.	21.0	23.0	22.9	24.9	26.8	23.1	24.6	24.4	26.6	28.6	25.3	26.1	25.9	28.4	30.4
	S.C.	16.3	16.3	15.8	15.7	13.9	16.3	16.3	16.0	16.0	14.9	16.3	16.3	16.3	16.3	15.9
	KW	1.4	1.4	1.4	1.4	1.4	1.4	1.4	1.4	1.4	1.4	1.4	1.4	1.4	1.4	1.4
85	T.C.	20.2	22.2	22.0	24.1	25.9	22.4	23.7	23.5	25.7	27.7	24.5	25.2	24.9	27.3	29.5
	S.C.	16.3	16.3	15.2	15.3	13.4	16.3	16.3	15.8	15.8	14.4	16.3	16.3	16.3	16.3	15.5
	KW	1.6	1.6	1.6	1.6	1.6	1.6	1.6	1.6	1.6	1.6	1.6	1.6	1.6	1.6	1.6
95	T.C.	19.5	21.4	21.2	23.3	25.0	21.6	22.8	22.6	24.8	26.8	23.7	24.2	23.9	26.3	28.5
	S.C.	16.3	16.3	14.7	15.0	12.9	16.3	16.3	15.5	15.6	14.0	16.3	16.3	16.3	16.3	15.1
	KW	1.8	1.8	1.8	1.8	1.8	1.8	1.8	1.8	1.8	1.8	1.8	1.8	1.8	1.8	1.8
105	T.C.	18.4	20.1	19.9	22.0	23.7	20.4	21.4	21.1	23.4	25.2	22.4	22.6	22.4	24.7	26.8
	S.C.	16.3	15.9	14.0	14.2	12.2	16.3	16.1	15.2	15.3	13.3	16.3	16.3	16.3	16.3	14.4
	KW	2.2	2.1	2.1	2.1	2.1	2.1	2.1	2.1	2.1	2.1	2.1	2.1	2.1	2.1	2.2
115	T.C.	17.4	18.8	18.6	20.7	22.3	19.3	19.9	19.7	21.9	23.7	21.2	21.0	20.9	23.1	25.1
	S.C.	16.3	15.4	13.4	13.5	11.6	16.3	15.9	14.8	14.9	12.6	16.3	16.3	16.3	16.3	13.6
	KW	2.5	2.5	2.5	2.5	2.5	2.5	2.5	2.5	2.5	2.5	2.5	2.5	2.5	2.5	2.5
125	T.C.	16.3	17.5	17.3	19.3	20.9	18.1	18.4	18.3	20.4	22.2	19.9	19.4	19.3	21.6	23.4
	S.C.	16.3	15.0	12.7	12.8	10.9	16.3	15.7	14.5	14.6	11.9	16.3	16.3	16.3	16.3	12.9
	KW	2.9	2.9	2.9	2.9	2.8	2.9	2.9	2.9	2.8	2.8	2.8	2.8	2.8	2.9	2.8

NOTE: ALL CAPACITIES INCLUDE INDOOR FAN HEAT AT 1250 BTUH/1000 CFM.

Multipliers for determining the performance with other indoor sections.

NOTE: For dry bulb temperatures different than those listed (between 73-87 F), sensible capacity increases by 1060 BTUH per 1000 CFM per degree above the listed temperature and decreases by 1060 BTUH per 1000 CFM per degree below the listed temperature.

Air Handlers	Coils	T.C.	S.C.	KW
–	FC/MC/PC24	1.02	1.04	1.02
–	FC/MC/PC30	1.02	1.04	1.02
–	FC/MC/PC32	1.00	1.00	1.00
–	FC/MC/PC35	1.02	1.06	1.02
–	FC/MC/PC36	1.02	1.06	1.02
–	FC/MC/PC37	1.04	1.08	1.02
–	FC/MC/PC43	1.03	1.08	1.02
–	FC/MC/PC48	1.05	1.10	1.02
–	HC24	0.99	1.00	1.02
–	HC30	1.01	1.04	1.02
–	HC36	1.02	1.06	1.02
–	HC42	1.04	1.08	1.02
–	HD24	1.04	1.07	1.02
–	HD36	1.01	1.02	1.02
–	HD48	1.05	1.07	1.02
–	UC24	1.02	1.05	1.02
–	UC30	1.02	1.05	1.02
AHP24	–	1.01	1.04	1.01
AV24	–	1.02	1.05	0.93

Air Handlers	Coils	T.C.	S.C.	KW
AV36	–	1.05	1.09	0.93
AHX30	–	1.05	1.11	0.94
F6FP030	–	1.05	1.10	0.96
F4FP030	–	1.02	1.04	1.02
MA08B	FC/MC24B	1.02	1.04	1.02
MV12B	FC/MC24B	1.04	1.07	0.94
MA08B	FC/MC30B	1.02	1.04	1.02
MV12B	FC/MC30B	1.04	1.07	0.94
MA08B	FC/MC35B	1.02	1.06	1.02
MV12B	FC/MC35B	1.05	1.08	0.93
MV16C	FC/MC35C	1.05	1.08	0.93
MA08B	FC/MC36B	1.02	1.06	1.02
MV12B	FC/MC36B	1.05	1.08	0.93
MV16C	FC/MC36C	1.05	1.08	0.93
MA08B	FC/MC43B	1.03	1.08	1.02
MV12B	FC/MC43B	1.06	1.10	0.94
MV16C	FC/MC43C	1.06	1.10	0.93
MV16C	FC/MC48C	1.07	1.12	0.93

Continued on next page.

Furnaces	Coils	T.C.	S.C.	KW
T*(8,L)X*A12	FC/MC/PC24A	1.04	1.07	0.92
T*(8,L)X*B12	FC/MC/PC24B	1.05	1.10	0.92
T*9X*B12	FC/MC/PC24B	1.04	1.07	0.92
T*(8,L)X*A12	FC/MC/PC30A	1.04	1.07	0.92
T*(8,L)X*B12	FC/MC/PC30B	1.05	1.10	0.92
T*9X*B12	FC/MC/PC30B	1.04	1.07	0.92
T*(8,L)X*A12	FC/MC/PC32A	1.05	1.10	0.92
T*(8,L)X*A12	UC24A	1.04	1.06	0.92
T*(8,L)X*B12	UC24B	1.05	1.09	0.92
T*9X*B12	UC24B	1.04	1.06	0.92
T*(8,L)X*A12	UC30A	1.05	1.09	0.92
T*(8,L)X*B12	UC30B	1.05	1.09	0.92
T*9X*B12	UC30B	1.05	1.09	0.92
T*(8,L)X*A12	FC/MC/PC36A	1.06	1.11	0.92
T*(8,L)X*B12	FC/MC/PC36B	1.06	1.12	0.92
T*(8,L)X*C16	FC/MC/PC36C	1.02	1.03	0.90
T*9X*B12	FC/MC/PC36B	1.04	1.06	0.92
T*9X*C16	FC/MC/PC36C	1.04	1.07	0.90
T*9X*C20	FC/MC/PC36C	1.06	1.10	0.92
T*(8,L)X*A12	UC36A	0.97	1.01	0.92
T*(8,L)X*B12	UC36B	0.98	1.02	0.89
T*(8,L)X*C16	UC36C	0.95	0.96	0.91
T*9X*B12	UC36B	0.97	1.01	0.92
T*9X*C16	UC36C	0.98	1.01	0.90
T*9X*C20	UC36C	0.99	1.02	0.92
T*(8,L)X*B12	FC/MC/PC35B	1.06	1.11	0.92
T*(8,L)X*C16	FC/MC/PC35C	1.00	0.99	0.91
T*(8,L)X*C20	FC/MC/PC35C	1.07	1.15	0.92
T*9X*B12	FC/MC/PC35B	1.06	1.11	0.92
T*9X*C16	FC/MC/PC35C	1.03	1.05	0.91
T*9X*C20	FC/MC/PC35C	1.06	1.11	0.92
T*(8,L)X*A12	FC/MC/PC37A	1.08	1.15	0.92
T*(8,L)X*B12	FC/MC/PC43B	1.09	1.16	0.92
T*(8,L)X*C16	FC/MC/PC43C	1.03	1.03	0.91
T*9X*B12	FC/MC/PC43B	1.07	1.12	0.92
T*9X*C16	FC/MC/PC43C	1.06	1.08	0.91
T*9X*C20	FC/MC/PC43C	1.07	1.12	0.93
T*(8,L)X*C16	FC/MC/PC48C	1.05	1.06	0.91
T*9X*C16	FC/MC/PC48C	1.07	1.12	0.91
T*9X*C20	FC/MC/PC48C	1.09	1.16	0.93
T*(8,L)X*A12	HD36	0.85	1.00	0.92
T*(8,L)X*B12	HD36	1.05	1.10	0.92
T*(8,L)X*C16	HD36	0.80	0.92	0.91

Furnaces	Coils	T.C.	S.C.	KW
T*9X*B12	HD36	1.04	1.05	0.92
(L*(8,L)C/T*8V)*A12	FC/MC/PC24A	0.98	1.01	0.93
(L*(8,L)C/T*8V)*B12	FC/MC/PC24B	0.98	1.01	0.93
(L*9C/T*9V)*B12	FC/MC/PC24B	0.96	0.96	0.93
(L*(8,L)C/T*8V)*A12	FC/MC/PC30A	0.98	1.01	0.93
(L*(8,L)C/T*8V)*B12	FC/MC/PC30B	0.98	1.01	0.93
(L*9C/T*9V)*B12	FC/MC/PC30B	0.96	0.96	0.93
(L*(8,L)C/T*8V)*A12	FC/MC/PC32A	0.98	1.01	0.94
(L*(8,L)C/T*8V)*B12	FC/MC/PC35B	0.98	1.01	0.93
(L*9C/T*9V)*B12	FC/MC/PC35B	0.96	0.97	0.94
(L*(8,L)C/T*8V)*C16	FC/MC/PC35C	0.98	1.01	0.92
(L*(8,L)C/T*8V)*C20	FC/MC/PC35C	0.98	1.01	0.92
(L*(8,L)C/T*8V)*A12	FC/MC/PC36A	0.98	1.02	0.95
(L*(8,L)C/T*8V)*B12	FC/MC/PC36B	0.98	1.02	0.93
(L*9C/T*9V)*B12	FC/MC/PC36B	0.96	0.98	0.93
(L*(8,L)C/T*8V)*C16	FC/MC/PC36C	0.98	1.02	0.93
(L*(8,L)C/T*8V)*C20	FC/MC/PC36C	0.98	1.00	0.92
(L*(8,L)C/T*8V)*A12	FC/MC/PC37A	0.98	1.02	0.94
(L*(8,L)C/T*8V)*B12	FC/MC/PC43B	0.98	1.02	0.93
(L*9C/T*9V)*B12	FC/MC/PC43B	0.96	0.96	0.93
(L*(8,L)C/T*8V)*C16	FC/MC/PC43C	0.98	1.02	0.92
(L*(8,L)C/T*8V)*C20	FC/MC/PC43C	0.98	1.02	0.92
(L*(8,L)C/T*8V)*C16	FC/MC/PC48C	0.98	1.02	0.93
(L*(8,L)C/T*8V)*C20	FC/MC/PC48C	0.98	1.02	0.92
(L*(8,L)C/T*8V)*A12	HC30	0.96	0.96	0.93
(L*(8,L)C/T*8V)*B12	HC36	0.96	0.95	0.92
(L*9C/T*9V)*B12	HC36	0.96	0.97	0.94
(L*(8,L)C/T*8V)*A12	HD36	0.96	0.94	0.93
(L*(8,L)C/T*8V)*B12	HD36	0.96	0.93	0.92
(L*(8,L)C/T*8V)*C16	HD36	0.96	0.95	0.92
(L*(8,L)C/T*8V)*C20	HD36	0.96	0.92	0.90
(L*9C/T*9V)*B12	HD36	0.96	0.94	0.92
(L*9C/T*9V)*C16	HD36	0.96	0.94	0.91
(L*9C/T*9V)*C20	HD36	0.96	0.92	0.90
(L*(8,L)C/T*8V)*A12	UC24A	0.96	0.97	0.93
(L*(8,L)C/T*8V)*B12	UC24B	0.96	0.97	0.92
(L*9C/T*9V)*B12	UC24B	0.96	0.97	0.93
(L*(8,L)C/T*8V)*A12	UC30A	0.96	0.96	0.93
(L*(8,L)C/T*8V)*B12	UC30B	0.96	0.96	0.92
(L*9C/T*9V)*B12	UC30B	0.96	0.96	0.93
(L*(8,L)C/T*8V)*A12	UC36A	0.96	0.96	0.92
(L*(8,L)C/T*8V)*B12	UC36B	0.96	0.96	0.90
(L*9C/T*9V)*B12	UC36B	0.96	0.97	0.92

COOLING PERFORMANCE DATA																
AIR CONDITIONER MODEL NO.		TCJF30S41S3														
INDOOR COIL MODEL NO.		FC/MC/PC43														
CONDENSING ENTERING AIR TEMPERATURE	IDCFM	800					1000					1200				
	ID DB (°F)	80	80	75	80	80	80	80	75	80	80	80	80	75	80	80
	ID WB (°F)	57	62	62	67	72	57	62	62	67	72	57	62	62	67	72
65	T.C.	28.2	30.1	29.9	32.9	35.2	29.8	31.3	31.2	34.1	36.4	31.5	32.5	32.6	35.3	37.5
	S.C.	27.1	24.4	21.3	20.9	17.2	29.1	27.4	23.5	23.3	18.9	31.1	30.4	25.8	25.7	20.6
	KW	1.4	1.4	1.4	1.4	1.4	1.4	1.4	1.4	1.4	1.4	1.4	1.4	1.4	1.4	1.4
75	T.C.	27.3	28.8	28.7	31.4	33.9	28.8	30.0	29.9	32.6	35.0	30.3	31.2	31.0	33.8	36.1
	S.C.	26.2	24.0	20.7	20.4	16.6	28.0	26.7	23.0	22.8	18.3	29.9	29.5	25.2	25.1	19.9
	KW	1.6	1.6	1.6	1.6	1.6	1.6	1.6	1.6	1.6	1.6	1.6	1.6	1.6	1.6	1.6
85	T.C.	26.4	27.5	27.6	29.9	32.5	27.8	28.7	28.6	31.1	33.6	29.2	29.8	29.5	32.3	34.8
	S.C.	25.2	23.5	20.2	19.9	16.0	26.9	26.1	22.4	22.2	17.6	28.7	28.7	24.6	24.5	19.2
	KW	1.8	1.8	1.8	1.8	1.8	1.8	1.8	1.8	1.8	1.8	1.8	1.8	1.8	1.8	1.8
95	T.C.	25.5	26.2	26.5	28.4	31.1	26.8	27.4	27.2	29.6	32.3	28.1	28.5	28.0	30.8	33.4
	S.C.	24.3	23.0	19.6	19.3	15.4	25.9	25.4	21.8	21.6	17.0	27.5	27.9	24.0	23.9	18.5
	KW	2.0	2.0	2.0	2.0	2.0	2.0	2.0	2.0	2.0	2.0	2.0	2.0	2.0	2.0	2.0
105	T.C.	23.9	24.5	24.6	26.9	29.5	25.3	25.9	25.4	28.0	30.6	26.6	27.3	26.2	29.1	31.7
	S.C.	22.8	21.7	18.5	18.7	15.0	24.5	24.1	20.7	21.1	16.6	26.2	26.6	22.9	23.4	18.2
	KW	2.5	2.5	2.5	2.4	2.3	2.4	2.4	2.4	2.4	2.4	2.3	2.4	2.4	2.4	2.3
115	T.C.	22.3	22.7	22.9	25.4	28.0	23.8	24.4	23.6	26.5	29.0	25.2	26.0	24.4	27.5	30.0
	S.C.	21.4	20.5	17.4	18.1	14.6	23.2	22.9	19.6	20.5	16.2	24.9	25.3	21.8	23.0	17.8
	KW	2.9	2.9	2.9	2.7	2.7	2.8	2.8	2.8	2.7	2.7	2.7	2.7	2.8	2.7	2.7
125	T.C.	20.8	21.0	21.1	24.0	26.4	22.3	22.9	21.9	24.9	27.4	23.8	24.8	22.7	25.9	28.3
	S.C.	20.0	19.3	16.3	17.4	14.1	21.9	21.6	18.5	20.0	15.8	23.7	24.0	20.7	22.5	17.5
	KW	3.3	3.3	3.3	3.1	3.0	3.2	3.2	3.2	3.1	3.0	3.0	3.0	3.2	3.0	3.0

NOTE: ALL CAPACITIES INCLUDE INDOOR FAN HEAT AT 1250 BTUH/1000 CFM.

Multipliers for determining the performance with other indoor sections.

NOTE: For dry bulb temperatures different than those listed (between 73-87 F), sensible capacity increases by 1060 BTUH per 1000 CFM per degree above the listed temperature and decreases by 1060 BTUH per 1000 CFM per degree below the listed temperature.

Air Handlers	Coils	T.C.	S.C.	KW
–	FC/MC/PC30	0.97	0.95	1.00
–	FC/MC/PC32	0.98	0.98	1.00
–	FC/MC/PC35	0.98	0.98	1.00
–	FC/MC/PC36	0.98	0.97	1.00
–	FC/MC/PC37	1.00	1.00	1.00
–	FC/MC/PC42	0.94	0.95	1.00
–	FC/MC/PC43	1.00	1.00	1.00
–	FC/MC/PC48	1.01	1.01	1.00
–	FC/MC/PC60	1.00	1.01	1.00
–	HC36	0.98	0.98	1.00
–	HC42	1.00	1.00	1.00
–	HD36	0.97	0.94	1.00
–	HD48	1.01	0.99	1.00
–	UC30	0.98	0.96	1.00
AHP36	–	1.00	1.00	1.00
AV36	–	1.03	1.04	0.92
AHX30	–	1.00	1.00	0.94
AHX36	–	1.02	1.04	0.91
AHX42	–	1.04	1.04	0.90

Air Handlers	Coils	T.C.	S.C.	KW
AHX48	–	1.05	1.08	0.90
AV*36	–	1.02	1.02	0.90
F6FP030	–	0.99	1.00	0.97
F6FP036	–	0.99	0.99	0.92
F6FP042	–	1.04	1.07	0.92
F6FP048	–	0.96	0.98	0.93
MA12B	FC/MC30B	0.97	0.95	1.00
MV12B	FC/MC30B	0.99	0.97	0.93
MA12B	FC/MC35B	0.98	0.98	1.00
MV12B	FC/MC35B	1.00	0.99	0.93
MV16C	FC/MC35C	1.00	1.00	0.93
MA12B	FC/MC36B	0.98	0.97	1.00
MV12B	FC/MC36B	1.00	0.99	0.93
MV16C	FC/MC36C	1.00	0.99	0.93
MA12B	FC/MC43B	1.00	1.00	1.00
MV12B	FC/MC43B	1.02	1.02	0.93
MV16C	FC/MC43C	1.02	1.02	0.92
MV16C	FC/MC48C	1.03	1.03	0.92
MV20D	FC/MC48D	1.03	1.03	0.93

Continued on next page.

Furnaces	Coils	T.C.	S.C.	KW
T*(8,L)X*A12	FC/MC/PC30A	1.00	1.01	0.94
T*(8,L)X*B12	FC/MC/PC30B	0.99	0.98	0.91
T*9X*B12	FC/MC/PC30B	1.00	1.02	0.94
T*(8,L)X*A12	FC/MC/PC32A	0.99	0.98	0.95
T*(8,L)X*B12	FC/MC/PC35B	1.02	1.04	0.94
T*(8,L)X*C16	FC/MC/PC35C	1.02	1.05	0.92
T*(8,L)X*C20	FC/MC/PC35C	0.98	0.95	0.89
T*9X*B12	FC/MC/PC35B	1.01	1.03	0.94
T*9X*C16	FC/MC/PC35C	1.01	1.03	0.93
T*9X*C20	FC/MC/PC35C	0.93	0.87	0.89
T*(8,L)X*A12	FC/MC/PC36A	0.99	0.98	0.94
T*(8,L)X*B12	FC/MC/PC36B	1.01	1.03	0.94
T*(8,L)X*C16	FC/MC/PC36C	1.02	1.04	0.92
T*(8,L)X*C20	FC/MC/PC36C	0.99	0.97	0.89
T*9X*B12	FC/MC/PC36B	1.01	1.02	0.94
T*9X*C16	FC/MC/PC36C	1.01	1.03	0.93
T*9X*C20	FC/MC/PC36C	0.94	0.90	0.89
T*(8,L)X*A12	FC/MC/PC37A	1.04	1.07	0.94
T*(8,L)X*B12	FC/MC/PC43B	1.04	1.08	0.94
T*(8,L)X*C16	FC/MC/PC43C	0.96	0.90	0.87
T*(8,L)X*C20	FC/MC/PC43C	1.01	0.98	0.89
T*9X*B12	FC/MC/PC43B	1.04	1.07	0.94
T*9X*C16	FC/MC/PC43C	1.03	1.05	0.93
T*9X*C20	FC/MC/PC43C	0.96	0.90	0.89
T*(8,L)X*C16	FC/MC/PC48C	0.98	0.92	0.87
T*(8,L)X*C20	FC/MC/PC48C	1.02	1.00	0.89
T*9X*C16	FC/MC/PC48C	1.05	1.07	0.93
T*9X*C20	FC/MC/PC48C	0.98	0.92	0.89
T*9X*D20	FC/MC/PC48D	0.99	0.94	0.89
T*(8,L)X*A12	UC30A	1.00	1.00	0.94
T*(8,L)X*B12	UC30B	1.01	1.03	0.94
T*9X*B12	UC30B	1.01	1.02	0.94
T*(8,L)X*A12	UC36A	0.92	0.91	0.94
T*(8,L)X*B12	UC36B	0.94	0.94	0.94
T*(8,L)X*C16	UC36C	0.89	0.84	0.87
T*(8,L)X*C20	UC36C	1.00	0.99	0.89
T*(8,L)X*B12	UC42B	0.92	0.90	0.94
T*(8,L)X*C16	UC42C	0.88	0.84	0.87
T*(8,L)X*C20	UC42C	0.91	0.87	0.88
T*9X*B12	UC42B	0.92	0.90	0.93
T*9X*C16	UC42C	0.92	0.90	0.93
T*9X*C20	UC42C	0.86	0.83	0.89
T*(8,L)X*C16	UC48C	0.90	0.89	0.87
T*(8,L)X*C20	UC48C	0.94	0.96	0.88
T*9X*C16	UC48C	0.94	0.97	0.93
T*9X*C20	UC48C	0.88	0.85	0.89
T*9X*D20	UC48D	0.89	0.86	0.89
T*(8,L)X*A12	HD36	1.01	1.04	0.94

Furnaces	Coils	T.C.	S.C.	KW
T*(8,L)X*B12	HD36	1.02	1.05	0.93
T*(8,L)X*C16	HD36	1.02	1.04	0.92
T*9X*B12	HD36	1.01	1.01	0.93
(L*(8,L)C/T*8V)*A12	FC/MC/PC24A	0.99	1.00	0.96
(L*(8,L)C/T*8V)*B12	FC/MC/PC24B	0.98	0.97	0.93
(L*(8,L)C/T*8V)*A12	FC/MC/PC30A	0.99	1.00	0.96
(L*(8,L)C/T*8V)*B12	FC/MC/PC30B	0.97	0.97	0.92
(L*9C/T*9V)*B12	FC/MC/PC30B	1.00	1.01	0.95
(L*(8,L)C/T*8V)*A12	FC/MC/PC32A	0.99	0.99	0.98
(L*(8,L)C/T*8V)*B12	FC/MC/PC35B	0.99	1.01	0.95
(L*9C/T*9V)*B12	FC/MC/PC35B	1.00	1.01	0.97
(L*(8,L)C/T*8V)*C16	FC/MC/PC35C	0.99	1.00	0.93
(L*(8,L)C/T*8V)*C20	FC/MC/PC35C	1.00	1.01	0.94
(L*9C/T*9V)*C16	FC/MC/PC35C	1.00	1.01	0.93
(L*9C/T*9V)*C20	FC/MC/PC35C	1.00	1.01	0.93
(L*(8,L)C/T*8V)*A12	FC/MC/PC36A	0.99	0.99	0.93
(L*(8,L)C/T*8V)*B12	FC/MC/PC36B	0.99	0.99	0.95
(L*9C/T*9V)*B12	FC/MC/PC36B	0.99	0.99	0.94
(L*(8,L)C/T*8V)*C16	FC/MC/PC36C	1.00	1.00	0.93
(L*(8,L)C/T*8V)*C20	FC/MC/PC36C	0.99	1.00	0.96
(L*9C/T*9V)*C16	FC/MC/PC36C	1.00	1.00	0.92
(L*9C/T*9V)*C20	FC/MC/PC36C	1.00	1.00	0.93
(L*(8,L)C/T*8V)*A12	FC/MC/PC37A	1.01	1.01	0.95
(L*(8,L)C/T*8V)*B12	FC/MC/PC43B	1.01	1.04	0.94
(L*9C/T*9V)*B12	FC/MC/PC43B	1.01	1.01	0.96
(L*(8,L)C/T*8V)*C16	FC/MC/PC43C	1.01	1.04	0.91
(L*(8,L)C/T*8V)*C20	FC/MC/PC43C	1.02	1.03	0.91
(L*9C/T*9V)*C16	FC/MC/PC43C	1.01	1.02	0.94
(L*9C/T*9V)*C20	FC/MC/PC43C	1.01	1.02	0.93
(L*(8,L)C/T*8V)*C16	FC/MC/PC48C	1.02	1.03	0.92
(L*(8,L)C/T*8V)*C20	FC/MC/PC48C	1.02	1.03	0.92
(L*9C/T*9V)*C16	FC/MC/PC48C	1.01	1.03	0.93
(L*9C/T*9V)*C20	FC/MC/PC48C	1.01	1.03	0.92
(L*9C/T*9V)*D20	FC/MC/PC48D	1.01	1.05	0.93
(L*(8,L)C/T*8V)*B12	HC36	0.99	0.99	0.94
(L*9C/T*9V)*B12	HC36	1.00	1.01	0.97
(L*(8,L)C/T*8V)*C16	HC42	1.01	1.02	0.92
(L*(8,L)C/T*8V)*C20	HC42	1.01	1.02	0.92
(L*9C/T*9V)*C16	HC42	1.01	1.02	0.94
(L*9C/T*9V)*C20	HC42	1.01	1.02	0.93
(L*(8,L)C/T*8V)*A12	HD36	0.98	0.95	0.95
(L*(8,L)C/T*8V)*B12	HD36	0.99	0.96	0.93
(L*(8,L)C/T*8V)*C16	HD36	0.99	0.96	0.92
(L*(8,L)C/T*8V)*C20	HD36	1.00	0.99	0.92
(L*9C/T*9V)*B12	HD36	0.99	0.96	0.94
(L*9C/T*9V)*C16	HD36	0.99	0.96	0.92
(L*9C/T*9V)*C20	HD36	0.99	0.96	0.93
(L*(8,L)C/T*8V)*A12	UC30A	0.99	1.01	0.97
(L*(8,L)C/T*8V)*B12	UC30B	0.98	0.97	0.92

COOLING PERFORMANCE DATA																
AIR CONDITIONER MODEL NO.		TCJF36S41S3														
INDOOR COIL MODEL NO.		FC/MC/PC43														
CONDENSING ENTERING AIR TEMPERATURE	IDCFM	1000					1200					1400				
	ID DB (°F)	80	80	75	80	80	80	80	75	80	80	80	80	75	80	80
	ID WB (°F)	57	62	62	67	72	57	62	62	67	72	57	62	62	67	72
65	T.C.	32.5	34.9	34.7	37.5	40.6	34.2	35.8	35.7	38.4	41.8	35.8	36.8	36.7	39.3	43.0
	S.C.	25.5	25.5	24.9	24.8	20.9	25.5	25.5	25.2	25.2	21.7	25.5	25.5	25.5	25.5	22.4
	KW	1.6	1.6	1.6	1.6	1.6	1.6	1.6	1.6	1.6	1.6	1.6	1.6	1.6	1.6	1.6
75	T.C.	31.6	33.6	33.4	36.3	39.1	33.2	34.5	34.3	37.1	40.2	34.8	35.3	35.3	38.0	41.3
	S.C.	25.5	25.5	24.2	24.2	20.2	25.5	25.5	24.9	24.9	21.0	25.5	25.5	25.5	25.5	21.8
	KW	1.8	1.9	1.9	1.9	1.9	1.8	1.9	1.9	1.9	1.9	1.9	1.9	1.9	1.9	1.9
85	T.C.	30.7	32.3	32.1	35.0	37.7	32.2	33.1	33.0	35.9	38.7	33.7	33.9	33.8	36.7	39.6
	S.C.	25.5	25.5	23.6	23.6	19.4	25.5	25.5	24.6	24.6	20.3	25.5	25.5	25.5	25.5	21.3
	KW	2.1	2.1	2.1	2.1	2.1	2.1	2.1	2.1	2.1	2.1	2.1	2.1	2.1	2.1	2.1
95	T.C.	29.7	31.0	30.8	33.7	36.2	31.2	31.7	31.6	34.6	37.1	32.6	32.5	32.4	35.4	37.9
	S.C.	25.5	25.5	22.9	23.0	18.7	25.5	25.5	24.2	24.3	19.7	25.5	25.5	25.5	25.5	20.7
	KW	2.3	2.3	2.3	2.4	2.4	2.3	2.3	2.4	2.4	2.4	2.3	2.3	2.4	2.4	2.4
105	T.C.	28.3	29.3	29.0	31.9	34.2	29.7	30.0	29.7	32.7	35.0	31.0	30.7	30.4	33.4	35.8
	S.C.	25.5	25.2	22.0	22.1	17.9	25.5	25.4	23.3	23.4	18.7	25.5	25.5	24.7	24.7	19.6
	KW	2.7	2.7	2.8	2.8	2.8	2.7	2.7	2.8	2.8	2.8	2.7	2.7	2.8	2.8	2.8
115	T.C.	26.9	27.7	27.3	30.1	32.1	28.2	28.3	27.9	30.8	32.9	29.4	29.0	28.5	31.4	33.6
	S.C.	25.5	24.9	21.1	21.3	17.1	25.5	25.2	22.4	22.6	17.8	25.5	25.5	23.8	23.9	18.5
	KW	3.1	3.1	3.2	3.1	3.3	3.1	3.1	3.2	3.1	3.3	3.1	3.1	3.3	3.1	3.3
125	T.C.	25.5	26.0	25.5	28.3	30.1	26.7	26.6	26.0	28.9	30.8	27.8	27.2	26.5	29.5	31.4
	S.C.	25.5	24.5	20.1	20.4	16.2	25.5	25.0	21.5	21.7	16.8	25.5	25.5	22.9	23.1	17.4
	KW	3.5	3.5	3.6	3.5	3.8	3.5	3.5	3.7	3.5	3.8	3.5	3.4	3.8	3.5	3.7

NOTE: ALL CAPACITIES INCLUDE INDOOR FAN HEAT AT 1250 BTUH/1000 CFM.

Multipliers for determining the performance with other indoor sections.

NOTE: For dry bulb temperatures different than those listed (between 73-87 F), sensible capacity increases by 1060 BTUH per 1000 CFM per degree above the listed temperature and decreases by 1060 BTUH per 1000 CFM per degree below the listed temperature.

Air Handlers	Coils	T.C.	S.C.	KW
–	FC/MC/PC35	0.98	0.98	1.00
–	FC/MC/PC36	0.97	0.96	1.00
–	FC/MC/PC37	1.00	1.00	1.00
–	FC/MC/PC43	1.00	1.00	1.00
–	FC/MC/PC48	1.01	1.01	1.00
–	FC/MC/PC60	1.01	1.02	1.00
–	FC/MC62	1.01	1.02	1.00
–	HC36	0.98	0.98	1.00
–	HC42	1.00	1.00	1.00
–	HD48	1.00	1.00	1.00
–	UC60	0.96	0.95	1.00
AHP36	–	1.00	1.01	0.97
AV36	–	1.03	1.05	0.94
AV/SV48	–	0.98	0.98	0.93
AHX36	–	1.02	1.03	0.92
AHX42	–	1.03	1.04	0.91
AHX48	–	1.04	1.07	0.92
AHX60	–	1.05	1.08	0.93
F6FP036	–	0.99	0.98	0.95
F6FP042	–	1.04	1.07	0.94
F6FP048	–	0.97	0.96	0.91
F6FP060	–	1.04	1.06	0.93
F4FP036	–	0.97	0.97	1.00
F4FP040	–	0.97	0.96	1.00

Air Handlers	Coils	T.C.	S.C.	KW
F4FP042	–	0.97	0.96	1.00
F4FV060	–	0.98	0.98	0.92
F5FP048	–	1.03	1.05	0.93
F5FP060	–	0.99	1.00	0.93
MA12B	FC/MC35B	0.98	0.98	1.00
MV12B	FC/MC35B	0.99	0.99	0.95
MV16C	FC/MC35C	1.00	1.00	0.93
MA12B	FC/MC36B	0.97	0.96	1.00
MV12B	FC/MC36B	0.99	0.98	0.95
MV16C	FC/MC36C	0.99	0.98	0.93
MA12B	FC/MC43B	1.00	1.00	1.00
MV12B	FC/MC43B	1.01	1.01	0.95
MV16C	FC/MC43C	1.02	1.02	0.93
MA14D	FC/MC48D	1.01	1.01	1.00
MV12D	FC/MC48D	1.02	1.01	0.93
MV16C	FC/MC48C	1.03	1.03	0.92
MV20D	FC/MC48D	1.03	1.03	0.92
MA14D	FC/MC60D	1.01	1.02	1.00
MV12D	FC/MC60D	1.02	1.02	0.92
MV20D	FC/MC60D	1.03	1.04	0.92
MA14D	FC/MC62D	1.01	1.02	1.00
MV12D	FC/MC62D	1.02	1.02	0.92
MV20D	FC/MC62D	1.04	1.04	0.92

Continued on next page.

Furnaces	Coils	T.C.	S.C.	KW
T*(8,L)X*B12	FC/MC/PC35B	1.01	1.03	0.95
T*(8,L)X*C16	FC/MC/PC35C	0.99	0.97	0.91
T*(8,L)X*C20	FC/MC/PC35C	1.00	1.01	0.92
T*9X*B12	FC/MC/PC35B	0.99	1.00	0.95
T*9X*C16	FC/MC/PC35C	1.00	1.00	0.94
T*9X*C20	FC/MC/PC35C	1.00	1.01	0.93
T*(8,L)X*A12	FC/MC/PC36A	0.99	0.97	0.96
T*(8,L)X*B12	FC/MC/PC36B	0.99	1.00	0.95
T*(8,L)X*C16	FC/MC/PC36C	0.98	0.96	0.91
T*(8,L)X*C20	FC/MC/PC36C	1.00	1.02	0.92
T*9X*B12	FC/MC/PC36B	0.99	0.97	0.96
T*9X*C16	FC/MC/PC36C	1.00	1.01	0.94
T*9X*C20	FC/MC/PC36C	0.99	0.98	0.93
T*(8,L)X*A12	FC/MC/PC37A	1.03	1.06	0.95
T*(8,L)X*B12	FC/MC/PC43B	1.03	1.06	0.95
T*(8,L)X*C16	FC/MC/PC43C	1.02	1.03	0.91
T*(8,L)X*C20	FC/MC/PC43C	1.03	1.05	0.92
T*9X*B12	FC/MC/PC43B	1.02	1.05	0.95
T*9X*C16	FC/MC/PC43C	1.03	1.05	0.94
T*9X*C20	FC/MC/PC43C	1.02	1.02	0.93
T*(8,L)X*C16	FC/MC/PC48C	1.04	1.05	0.90
T*(8,L)X*C20	FC/MC/PC48C	1.03	1.05	0.92
T*9X*C16	FC/MC/PC48C	1.04	1.07	0.94
T*9X*C20	FC/MC/PC48C	1.03	1.04	0.93
T*9X*D20	FC/MC/PC48D	1.03	1.05	0.92
T*(8,L)X*C16	FC/PC60C	1.03	1.03	0.90
T*(8,L)X*C20	FC/MC/PC60D	1.03	1.06	0.92
T*9X*C16	FC/PC60C	1.04	1.06	0.94
T*9X*C20	FC/PC60C	1.02	1.03	0.92
T*9X*D20	FC/MC/PC60D	1.04	1.07	0.92
T*9X*D20	FC/MC62D	1.04	1.06	0.92
T*(8,L)X*C16	HD48	1.00	1.01	0.91
T*(8,L)X*C20	HD48	1.02	1.04	0.92
T*9X*C16	HD48	0.98	1.06	0.94
T*9X*C20	HD48	1.02	1.04	0.92
T*9X*D20	HD48	1.02	1.04	0.92
T*(8,L)X*C16	UC48C	0.99	0.99	0.90
T*(8,L)X*C20	UC48C	1.00	1.02	0.92
T*9X*C16	UC48C	0.99	1.01	0.94
T*9X*C20	UC48C	0.98	0.98	0.93
T*9X*D20	UC48D	0.98	0.99	0.92

Furnaces	Coils	T.C.	S.C.	KW
T*(8,L)X*C16	UC60C	0.99	0.98	0.90
T*9X*D20	UC60D	1.00	1.02	0.92
(L*9C/T*9V)*B12	FC/MC/PC35B	0.98	0.98	0.97
(L*(8,L)C/T*8V)*C16	FC/MC/PC35C	0.99	0.97	0.95
(L*(8,L)C/T*8V)*C20	FC/MC/PC35C	0.99	0.98	0.94
(L*9C/T*9V)*C16	FC/MC/PC35C	1.00	1.00	0.95
(L*9C/T*9V)*C20	FC/MC/PC35C	1.00	1.03	0.98
(L*(8,L)C/T*8V)*B12	FC/MC/PC36B	0.98	0.97	0.97
(L*9C/T*9V)*B12	FC/MC/PC36B	0.98	0.97	0.96
(L*(8,L)C/T*8V)*C16	FC/MC/PC36C	0.99	0.98	0.95
(L*(8,L)C/T*8V)*C20	FC/MC/PC36C	0.99	0.98	0.95
(L*9C/T*9V)*C16	FC/MC/PC36C	0.99	1.00	0.94
(L*9C/T*9V)*C20	FC/MC/PC36C	1.00	1.02	0.97
(L*(8,L)C/T*8V)*A12	FC/MC/PC37A	0.99	0.98	0.98
(L*(8,L)C/T*8V)*B12	FC/MC/PC43B	1.01	1.03	0.99
(L*9C/T*9V)*B12	FC/MC/PC43B	1.01	1.01	0.98
(L*(8,L)C/T*8V)*C20	FC/MC/PC43C	1.01	1.00	0.94
(L*9C/T*9V)*C16	FC/MC/PC43C	1.01	1.02	0.96
(L*9C/T*9V)*C20	FC/MC/PC43C	1.02	1.02	0.94
(L*9C/T*9V)*C16	FC/MC/PC48C	1.03	1.04	0.94
(L*9C/T*9V)*C20	FC/MC/PC48C	1.04	1.08	0.97
(L*9C/T*9V)*D20	FC/MC/PC60D	1.02	1.04	0.94
(L*9C/T*9V)*D20	FC/MC62D	1.04	1.06	0.94
(L*(8,L)C/T*8V)*C16	FC/PC60C	1.02	1.02	0.92
(L*9C/T*9V)*C16	FC/PC60C	1.02	1.03	0.96
(L*9C/T*9V)*C20	FC/PC60C	1.04	1.08	0.96
(L*(8,L)C/T*8V)*C16	HC42	1.02	1.02	0.94
(L*(8,L)C/T*8V)*C20	HC42	1.02	1.03	0.93
(L*9C/T*9V)*C16	HC42	1.01	1.02	0.96
(L*9C/T*9V)*C20	HC42	1.02	1.02	0.94
(L*(8,L)C/T*8V)*B12	HD48	1.01	1.02	0.96
(L*(8,L)C/T*8V)*C16	HD48	1.02	1.03	0.93
(L*(8,L)C/T*8V)*C20	HD48	1.02	1.03	0.92
(L*9C/T*9V)*B12	HD48	1.01	1.02	0.97
(L*9C/T*9V)*C16	HD48	1.02	1.03	0.94
(L*9C/T*9V)*C20	HD48	1.03	1.05	0.97
(L*(8,L)C/T*8V)*C16	UC60C	0.99	0.98	0.92
(L*(8,L)C/T*8V)*C20	UC60C	0.99	0.98	0.93
(L*9C/T*9V)*C16	UC60C	0.98	0.97	0.96
(L*9C/T*9V)*C20	UC60C	1.00	1.02	0.96
(L*9C/T*9V)*D20	UC60D	0.99	0.98	0.94

COOLING PERFORMANCE DATA																
AIR CONDITIONER MODEL NO.		TCJF42S41S3														
INDOOR COIL MODEL NO.		FC/MC/PC48														
CONDENSING ENTERING AIR TEMPERATURE	IDCFM	1200					1400					1600				
	ID DB (°F)	80	80	75	80	80	80	80	75	80	80	80	80	75	80	80
	ID WB (°F)	57	62	62	67	72	57	62	62	67	72	57	62	62	67	72
65	T.C.	40.7	42.7	42.3	45.8	48.7	42.2	43.5	43.1	46.7	49.6	43.8	44.3	43.9	47.5	50.5
	S.C.	39.9	36.7	30.9	30.4	23.9	41.5	39.4	33.0	32.5	25.0	43.2	42.0	35.1	34.7	26.1
	KW	1.9	1.9	1.9	1.9	1.9	1.9	1.9	1.9	1.9	1.9	1.9	1.9	1.9	1.9	1.9
75	T.C.	39.3	40.8	40.7	43.9	47.3	40.8	41.7	41.4	44.8	48.0	42.3	42.5	42.2	45.7	48.8
	S.C.	38.4	35.6	30.1	29.6	23.2	40.0	38.3	32.2	31.8	24.4	41.7	40.9	34.4	34.1	25.6
	KW	2.2	2.2	2.2	2.2	2.2	2.2	2.2	2.2	2.2	2.2	2.2	2.2	2.2	2.2	2.2
85	T.C.	37.9	38.9	39.1	42.1	45.9	39.3	39.9	39.8	42.9	46.5	40.8	40.8	40.5	43.8	47.0
	S.C.	36.8	34.6	29.2	28.9	22.6	38.5	37.2	31.4	31.2	23.9	40.2	39.8	33.7	33.4	25.2
	KW	2.5	2.5	2.5	2.5	2.5	2.5	2.5	2.5	2.5	2.5	2.5	2.5	2.5	2.5	2.5
95	T.C.	36.5	37.0	37.5	40.3	44.5	37.9	38.0	38.2	41.1	44.9	39.3	39.1	38.8	41.9	45.3
	S.C.	35.3	33.5	28.3	28.1	21.9	37.0	36.1	30.6	30.5	23.3	38.7	38.7	33.0	32.8	24.7
	KW	2.8	2.8	2.8	2.8	2.8	2.8	2.8	2.8	2.8	2.8	2.8	2.8	2.8	2.8	2.8
105	T.C.	34.7	34.9	35.1	37.8	41.8	36.0	36.0	35.8	38.6	42.2	37.2	37.1	36.4	39.4	42.7
	S.C.	33.4	32.4	27.3	27.2	21.1	35.0	34.7	29.6	29.5	22.5	36.6	36.9	31.8	31.8	23.8
	KW	3.3	3.3	3.3	3.3	3.2	3.3	3.3	3.3	3.3	3.2	3.3	3.3	3.3	3.3	3.2
115	T.C.	32.9	32.9	32.9	35.4	39.2	34.1	34.0	33.5	36.1	39.7	35.3	35.1	34.1	36.9	40.1
	S.C.	31.7	31.3	26.4	26.3	20.3	33.1	33.2	28.5	28.6	21.7	34.6	35.2	30.6	30.8	23.0
	KW	3.8	3.8	3.8	3.7	3.7	3.8	3.8	3.8	3.7	3.7	3.7	3.7	3.7	3.8	3.7
125	T.C.	31.1	30.8	30.6	33.0	36.6	32.2	32.0	31.2	33.7	37.1	33.3	33.1	31.8	34.4	37.6
	S.C.	29.9	30.2	25.5	25.4	19.5	31.3	31.8	27.5	27.7	20.8	32.6	33.4	29.5	29.9	22.1
	KW	4.3	4.3	4.3	4.2	4.1	4.3	4.2	4.3	4.1	4.1	4.2	4.2	4.3	4.1	4.1

NOTE: ALL CAPACITIES INCLUDE INDOOR FAN HEAT AT 1250 BTUH/1000 CFM.

Multipliers for determining the performance with other indoor sections.

NOTE: For dry bulb temperatures different than those listed (between 73-87 F), sensible capacity increases by 1060 BTUH per 1000 CFM per degree above the listed temperature and decreases by 1060 BTUH per 1000 CFM per degree below the listed temperature.

Air Handlers	Coils	T.C.	S.C.	KW
-	FC/MC/PC42	0.94	0.93	1.00
-	FC/MC/PC43	0.99	0.99	1.00
-	FC/MC/PC48	1.00	1.00	1.00
-	FC/MC/PC60	1.00	1.00	1.00
-	FC/MC62	1.00	1.00	1.00
-	FC64D	1.02	0.99	0.97
-	HC42	0.99	0.99	1.00
-	HD48	1.00	0.98	1.00
-	HD60	1.01	1.01	1.00
AV/SV48	-	0.97	0.95	0.94
AV/SV60	-	0.97	0.95	0.94
AHX42	-	1.02	1.03	0.92
AHX48	-	1.02	1.04	0.93
AHX60	-	1.03	1.04	0.93
F6FP042	-	1.02	1.04	0.95
F6FP048	-	0.96	0.96	0.93
F6FP060	-	1.03	1.05	0.95

Air Handlers	Coils	T.C.	S.C.	KW
F4FV060	-	0.97	0.96	0.93
F5FP048	-	1.02	1.04	0.95
F5FP060	-	0.97	0.97	0.95
MA16C	FC/MC43C	0.99	0.99	1.00
MV16C	FC/MC43C	1.00	1.00	0.95
MA14D	FC/MC48D	1.00	1.00	1.00
MA16C	FC/MC48C	1.00	1.00	1.00
MV16C	FC/MC48C	1.02	1.02	0.95
MV20D	FC/MC48D	1.02	1.02	0.94
MA14D	FC/MC60D	1.00	1.00	1.00
MA16C	FC/MC60C	1.00	1.00	1.00
MV20D	FC/MC60D	1.01	1.02	0.93
MA14D	FC/MC62D	1.00	1.00	1.00
MV20D	FC/MC62D	1.02	1.02	0.93
MV12D	FC64D	1.02	0.99	0.97
MV20D	FC64D	1.02	1.02	0.90

Continued on next page.

Furnaces	Coils	T.C.	S.C.	KW
T*(8,L)X*B12	FC/MC/PC43B	0.99	0.98	0.94
T*(8,L)X*C16	FC/MC/PC43C	1.02	1.03	0.95
T*(8,L)X*C20	FC/MC/PC43C	1.01	1.02	0.94
T*9X*B12	FC/MC/PC43B	0.97	0.94	0.94
T*9X*C16	FC/MC/PC43C	1.01	1.01	0.95
T*9X*C20	FC/MC/PC43C	1.01	1.01	0.94
T*(8,L)X*C16	FC/MC/PC48C	1.02	1.02	0.92
T*(8,L)X*C20	FC/MC/PC48C	1.02	1.03	0.93
T*9X*C16	FC/MC/PC48C	1.02	1.03	0.95
T*9X*C20	FC/MC/PC48C	1.02	1.03	0.94
T*9X*D20	FC/MC/PC48D	1.02	1.03	0.93
T*(8,L)X*C16	FC/PC60C	1.01	1.02	0.92
T*(8,L)X*C20	FC/MC/PC60D	1.01	1.02	0.93
T*9X*C16	FC/PC60C	1.00	1.01	0.95
T*9X*C20	FC/PC60C	1.01	1.02	0.94
T*9X*D20	FC/MC/PC60D	1.02	1.05	0.93
T*9X*D20	FC/MC62D	1.03	1.05	0.93
T*(8,L)X*C16	FC64D	1.02	1.03	0.97
T*(8,L)X*C20	FC64D	1.02	1.06	0.97
T*9X*C16	FC64D	1.02	1.03	0.97
T*9X*C20	FC64D	1.02	1.03	0.97
T*9X*D20	FC64D	1.02	0.99	0.97
T*(8,L)X*C16	HD48	1.01	1.01	0.92
T*(8,L)X*C20	HD48	1.03	1.05	0.93
T*9X*C16	HD48	1.02	1.03	0.95
T*9X*C20	HD48	1.02	1.03	0.93
T*9X*D20	HD48	1.16	0.89	0.93
T*(8,L)X*C16	UC48C	0.97	0.97	0.92
T*(8,L)X*C20	UC48C	0.98	1.00	0.93
T*9X*C16	UC48C	0.96	0.96	0.95
T*9X*C20	UC48C	0.97	0.96	0.94
T*9X*D20	UC48D	0.97	0.96	0.93
(L*9C/T*9V)*C16	FC/MC/PC43C	1.01	1.00	0.97
(L*9C/T*9V)*C20	FC/MC/PC43C	1.01	1.00	0.97
(L*(8,L)C/T*8V)*C16	FC/MC/PC48C	1.00	0.99	0.96
(L*(8,L)C/T*8V)*C20	FC/MC/PC48C	1.01	1.02	0.95
(L*9C/T*9V)*C16	FC/MC/PC48C	1.00	0.99	0.96

Furnaces	Coils	T.C.	S.C.	KW
(L*9C/T*9V)*D20	FC/MC/PC48D	1.02	1.02	0.96
(L*9C/T*9V)*D20	FC/MC/PC60D	1.02	1.02	0.96
(L*9C/T*9V)*D20	FC/MC62D	1.02	1.03	0.96
(L*(8,L)C/T*8V)*C16	FC/PC60C	1.00	1.00	0.96
(L*(8,L)C/T*8V)*C20	FC/PC60C	1.00	0.99	0.95
(L*9C/T*9V)*C16	FC/PC60C	1.01	1.01	0.99
(L*9C/T*9V)*C20	FC/PC60C	1.02	1.01	0.97
(L*9C/T*9V)*C16	FC64D	1.02	1.03	1.00
(L*9C/T*9V)*C20	FC64D	1.02	1.03	0.97
(L*9C/T*9V)*D20	FC64D	1.02	0.99	0.97
(L*9C/T*9V)*D20	FC64D	1.02	0.99	0.91
(L*(8,L)C/T*8V)*C16	HC42	1.01	1.00	0.96
(L*(8,L)C/T*8V)*C20	HC42	1.01	1.00	0.96
(L*9C/T*9V)*C16	HC42	1.01	1.00	0.97
(L*9C/T*9V)*C20	HC42	1.01	1.00	0.97
(L*(8,L)C/T*8V)*B12	HD48	1.00	0.97	0.98
(L*(8,L)C/T*8V)*C16	HD48	1.02	1.00	0.96
(L*(8,L)C/T*8V)*C20	HD48	1.02	1.01	0.95
(L*9C/T*9V)*B12	HD48	0.97	0.91	0.94
(L*9C/T*9V)*C16	HD48	1.01	1.00	0.97
(L*9C/T*9V)*C20	HD48	1.01	1.00	0.97
(L*9C/T*9V)*D20	HD48	1.02	1.00	0.96
(L*(8,L)C/T*8V)*C16	HD60	1.02	1.02	0.95
(L*(8,L)C/T*8V)*C20	HD60	1.02	1.02	0.94
(L*9C/T*9V)*C16	HD60	1.02	1.02	0.99
(L*9C/T*9V)*C20	HD60	1.02	1.02	0.97
(L*9C/T*9V)*D20	HD60	1.02	1.02	0.96
(L*(8,L)C/T*8V)*C16	UC48C	0.98	1.00	0.96
(L*(8,L)C/T*8V)*C20	UC48C	0.98	1.01	0.95
(L*9C/T*9V)*C16	UC48C	0.98	1.00	0.97
(L*9C/T*9V)*C20	UC48C	0.98	1.00	0.97
(L*9C/T*9V)*D20	UC48D	0.98	1.00	0.96
(L*(8,L)C/T*8V)*C16	UC60C	0.99	0.97	0.95
(L*(8,L)C/T*8V)*C20	UC60C	0.99	0.97	0.94
(L*9C/T*9V)*C16	UC60C	0.98	0.96	0.98
(L*9C/T*9V)*C20	UC60C	0.98	0.97	0.97
(L*9C/T*9V)*D20	UC60D	0.99	0.97	0.96

COOLING PERFORMANCE DATA																
AIR CONDITIONER MODEL NO.		TCJF48S41S3														
INDOOR COIL MODEL NO.		FC/MC/PC60														
CONDENSING ENTERING AIR TEMPERATURE	IDCFM	1400					1600					1800				
	ID DB (°F)	80	80	75	80	80	80	80	75	80	80	80	80	75	80	80
	ID WB (°F)	57	62	62	67	72	57	62	62	67	72	57	62	62	67	72
65	T.C.	44.1	45.2	43.0	47.2	47.3	44.2	45.3	43.9	47.4	47.9	44.2	45.3	44.8	47.6	48.5
	S.C.	43.7	39.0	33.0	31.2	24.2	44.3	40.6	34.5	32.2	24.8	44.9	42.3	36.0	33.2	25.5
	KW	2.2	2.2	2.2	2.2	2.2	2.2	2.2	2.2	2.2	2.3	2.2	2.2	2.2	2.2	2.3
75	T.C.	42.6	43.5	41.7	45.7	46.9	43.0	43.8	42.5	46.1	47.5	43.5	44.1	43.2	46.5	48.2
	S.C.	42.4	39.0	33.0	31.3	24.3	43.3	40.8	34.6	32.6	25.0	44.1	42.6	36.3	33.9	25.7
	KW	2.5	2.5	2.5	2.5	2.6	2.5	2.5	2.5	2.5	2.6	2.5	2.5	2.5	2.5	2.6
85	T.C.	41.0	41.9	40.4	44.1	46.5	41.9	42.4	41.0	44.8	47.2	42.7	42.9	41.6	45.4	47.9
	S.C.	41.1	38.9	32.9	31.4	24.3	42.2	40.9	34.7	33.0	25.2	43.4	42.9	36.6	34.6	26.0
	KW	2.8	2.8	2.8	2.9	2.9	2.8	2.8	2.8	2.9	2.9	2.8	2.8	2.8	2.9	2.9
95	T.C.	39.5	40.2	39.1	42.6	46.0	40.7	41.0	39.5	43.5	46.8	42.0	41.8	40.0	44.3	47.6
	S.C.	39.8	38.9	32.8	31.5	24.4	41.2	41.1	34.8	33.4	25.3	42.6	43.2	36.9	35.2	26.3
	KW	3.1	3.2	3.1	3.2	3.2	3.1	3.2	3.1	3.2	3.2	3.1	3.2	3.1	3.2	3.2
105	T.C.	37.1	37.6	36.0	39.8	43.4	38.3	38.6	36.6	40.6	44.1	39.5	39.6	37.2	41.4	44.8
	S.C.	37.3	36.8	31.4	30.5	23.5	38.6	38.7	33.5	32.5	24.6	40.0	40.5	35.5	34.4	25.7
	KW	3.6	3.6	3.6	3.6	3.7	3.6	3.6	3.6	3.6	3.7	3.6	3.6	3.6	3.6	3.7
115	T.C.	34.9	35.0	33.0	37.1	40.8	36.0	36.3	33.7	37.8	41.5	37.1	37.5	34.4	38.5	42.1
	S.C.	34.8	34.8	30.0	29.5	22.7	36.2	36.4	32.1	31.6	24.0	37.5	37.9	34.2	33.6	25.2
	KW	4.0	4.0	4.0	4.0	4.1	4.0	4.0	4.0	4.0	4.1	4.0	4.0	4.0	4.1	4.1
125	T.C.	32.6	32.5	30.1	34.4	38.2	33.6	33.9	30.8	35.0	38.8	34.6	35.4	31.6	35.7	39.5
	S.C.	32.4	32.9	28.7	28.4	21.9	33.7	34.1	30.8	30.6	23.3	34.9	35.3	32.9	32.9	24.6
	KW	4.4	4.4	4.4	4.5	4.6	4.4	4.4	4.4	4.5	4.6	4.5	4.5	4.4	4.5	4.6

NOTE: ALL CAPACITIES INCLUDE INDOOR FAN HEAT AT 1250 BTUH/1000 CFM.

Multipliers for determining the performance with other indoor sections.

NOTE: For dry bulb temperatures different than those listed (between 73-87 F), sensible capacity increases by 1060 BTUH per 1000 CFM per degree above the listed temperature and decreases by 1060 BTUH per 1000 CFM per degree below the listed temperature.

Air Handlers	Coils	T.C.	S.C.	KW
–	FC/MC/PC48	1.00	1.00	1.00
–	FC/MC62	1.01	1.00	1.00
–	HD48	1.00	1.00	1.00
–	HD60	1.02	1.02	1.00
AHP/SHP60	–	0.95	0.94	0.97
AHX48	–	1.02	1.04	0.95
AHX60	–	1.03	1.04	0.97
F6FP048	–	0.95	0.94	0.96
F6FP060	–	1.03	1.05	0.97
AV/SV48	–	0.95	0.94	0.96
AV/SV60	–	0.95	0.94	0.96
F4FV060	–	0.95	0.94	0.96

Air Handlers	Coils	T.C.	S.C.	KW
F5FP048	–	1.01	1.04	0.97
F5FP060	–	0.95	0.95	0.98
MA16C	FC/MC48C	1.00	1.00	1.00
MA20D	FC/MC48D	1.00	1.00	1.00
MV16C	FC/MC48C	1.01	1.01	0.96
MV20D	FC/MC48D	1.01	1.01	0.96
MA16C	FC/MC60C	1.00	1.00	1.00
MA20D	FC/MC60D	1.00	1.00	1.00
MV20D	FC/MC60D	1.01	1.01	0.96
MA20D	FC/MC62D	1.01	1.00	1.00
MV20D	FC/MC62D	1.02	1.01	0.96
MV20D	FC64D	1.03	1.01	0.98

Continued on next page.

Furnaces	Coils	T.C.	S.C.	KW
T*(8,L)X*C16	FC/MC/PC48C	1.01	1.02	0.96
T*(8,L)X*C20	FC/MC/PC48C	1.01	1.02	0.95
T*9X*C16	FC/MC/PC48C	1.01	1.02	0.96
T*9X*C20	FC/MC/PC48C	1.01	1.02	0.95
T*9X*D20	FC/MC/PC48D	1.01	1.02	0.96
T*(8,L)X*C16	FC/PC60C	1.00	1.00	0.96
T*(8,L)X*C20	FC/MC/PC60D	1.01	1.01	0.96
T*9X*C16	FC/PC60C	1.00	1.00	0.96
T*9X*C20	FC/PC60C	1.01	1.01	0.95
T*9X*D20	FC/MC/PC60D	1.00	0.99	0.92
T*(8,L)X*C16	FC/MC62D	1.02	1.03	0.96
T*(8,L)X*C20	FC/MC62D	1.02	1.03	0.95
T*(8,L)X*C16	FC64D	1.03	1.01	0.98
T*(8,L)X*C20	FC64D	1.03	1.04	1.00
T*9X*C16	FC64D	1.02	1.01	1.01
T*9X*C20	FC64D	1.03	1.01	1.00
T*9X*D20	FC64D	1.03	1.01	0.98
T*(8,L)X*C16	HD48	1.03	1.01	0.96
T*(8,L)X*C20	HD48	1.03	1.02	0.95
T*9X*C16	HD48	1.03	1.01	0.96
T*9X*C20	HD48	1.03	1.02	0.95
T*9X*D20	HD48	1.03	1.01	0.96
T*(8,L)X*C16	HD60	0.97	1.03	0.96
T*(8,L)X*C20	HD60	0.97	1.03	0.95
T*9X*C16	HD60	0.97	1.03	0.96
T*9X*C20	HD60	0.97	1.03	0.96
T*9X*D20	HD60	0.97	1.03	0.96
T*(8,L)X*C16	UC48C	0.95	0.94	0.96
T*(8,L)X*C20	UC48C	0.95	0.94	0.92
T*9X*C16	UC48C	0.95	0.94	0.96
T*9X*C20	UC48C	0.95	0.94	0.95
T*9X*D20	UC48D	0.95	0.94	0.96
T*(8,L)X*C16	UC60C	0.95	0.95	0.96
T*(8,L)X*C20	UC60D	0.96	0.95	0.92
T*9X*C16	FC/PC60C	0.95	0.94	0.96

Furnaces	Coils	T.C.	S.C.	KW
T*9X*D20	UC60D	0.95	0.93	0.92
(L*(8,L)C/T*8V)*C16	FC/MC/PC48C	1.01	1.01	1.00
(L*(8,L)C/T*8V)*C20	FC/MC/PC48C	1.02	1.01	0.98
(L*9C/T*9V)*C16	FC/MC/PC48C	1.01	1.01	0.99
(L*9C/T*9V)*C20	FC/MC/PC48C	1.01	1.01	0.99
(L*(8,L)C/T*8V)*C16	FC/MC/PC48D	1.01	1.01	1.00
(L*(8,L)C/T*8V)*C20	FC/MC/PC48D	1.02	1.01	0.98
(L*9C/T*9V)*D20	FC/MC/PC48D	1.00	1.01	0.99
(L*(8,L)C/T*8V)*C16	FC/PC60C	1.00	1.01	0.99
(L*(8,L)C/T*8V)*C20	FC/PC60C	1.01	1.01	0.98
(L*9C/T*9V)*C16	FC/PC60C	1.01	1.01	0.99
(L*9C/T*9V)*C20	FC/PC60C	1.01	1.01	0.99
(L*(8,L)C/T*8V)*C16	FC/MC/PC60D	1.00	1.01	0.99
(L*(8,L)C/T*8V)*C20	FC/MC/PC60D	1.01	1.01	0.96
(L*9C/T*9V)*D20	FC/MC/PC60D	1.01	1.01	0.98
(L*(8,L)C/T*8V)*C16	FC/MC62D	1.00	0.98	0.97
(L*(8,L)C/T*8V)*C20	FC/MC62D	1.00	0.99	0.96
(L*9C/T*9V)*C20	FC/MC62D	1.01	1.02	0.99
(L*9C/T*9V)*D20	FC/MC62D	1.01	1.03	0.98
(L*(8,L)C/T*8V)*C16	FC64D	1.03	1.06	0.97
(L*(8,L)C/T*8V)*C20	FC64D	1.03	1.06	0.96
(L*9C/T*9V)*C16	FC64D	1.01	1.00	1.00
(L*9C/T*9V)*C20	FC64D	1.02	1.00	0.99
(L*9C/T*9V)*D20	FC64D	1.02	1.01	0.98
(L*9C/T*9V)*D20	HC60	0.97	1.00	0.98
(L*(8,L)C/T*8V)*C16	HD48	1.00	1.00	0.98
(L*(8,L)C/T*8V)*C20	HD48	1.00	1.00	0.99
(L*9C/T*9V)*C16	HD48	1.00	0.99	0.99
(L*9C/T*9V)*C20	HD48	1.00	0.99	0.99
(L*9C/T*9V)*D20	HD48	1.00	1.00	0.99
(L*(8,L)C/T*8V)*C16	HD60	1.01	1.03	0.98
(L*(8,L)C/T*8V)*C20	HD60	1.01	1.03	0.96
(L*9C/T*9V)*C16	HD60	1.01	1.03	0.99
(L*9C/T*9V)*C20	HD60	1.01	1.03	0.99
(L*9C/T*9V)*D20	HD60	1.01	1.03	0.98

COOLING PERFORMANCE DATA																
AIR CONDITIONER MODEL NO.		TCJF60S41S3														
INDOOR COIL MODEL NO.		FC/MC/PC62														
CONDENSING ENTERING AIR TEMPERATURE	IDCFM	1600					1800					2000				
	ID DB (°F)	80	80	75	80	80	80	80	75	80	80	80	80	75	80	80
	ID WB (°F)	57	62	62	67	72	57	62	62	67	72	57	62	62	67	72
65	T.C.	54.5	57.8	56.7	62.8	68.7	55.3	59.1	58.5	64.7	69.7	56.1	60.4	60.2	66.6	70.7
	S.C.	54.0	49.2	40.9	40.7	32.5	56.2	52.4	43.1	42.9	34.1	58.5	55.7	45.3	45.1	35.8
	KW	2.7	2.7	2.6	2.7	2.6	2.7	2.7	2.7	2.7	2.7	2.7	2.7	2.7	2.7	2.7
75	T.C.	52.7	55.6	54.4	60.5	66.0	54.8	56.8	56.1	62.1	66.9	56.9	58.0	57.7	63.7	67.9
	S.C.	52.3	48.1	39.9	39.8	31.5	54.3	51.1	42.2	41.9	33.1	56.4	54.2	44.4	44.1	34.7
	KW	3.1	3.1	3.1	3.1	3.1	3.1	3.1	3.1	3.1	3.1	3.1	3.1	3.1	3.1	3.1
85	T.C.	50.8	53.5	52.2	58.1	63.3	54.3	54.5	53.7	59.5	64.2	57.7	55.6	55.2	60.8	65.1
	S.C.	50.6	47.1	38.9	38.9	30.5	52.4	49.9	41.2	41.0	32.1	54.3	52.7	43.6	43.0	33.6
	KW	3.5	3.6	3.5	3.5	3.5	3.5	3.6	3.5	3.5	3.5	3.5	3.6	3.5	3.5	3.5
95	T.C.	49.0	51.4	50.0	55.8	60.5	53.7	52.3	51.3	56.8	61.4	58.4	53.2	52.6	57.9	62.3
	S.C.	48.9	46.0	37.9	38.1	29.5	50.5	48.6	40.3	40.0	31.0	52.2	51.2	42.7	41.9	32.6
	KW	4.0	4.0	4.0	4.0	4.0	4.0	4.0	4.0	4.0	4.0	4.0	4.0	4.0	4.0	4.0
105	T.C.	46.4	48.2	46.9	52.5	57.0	50.0	49.3	48.1	53.3	58.0	53.7	50.4	49.3	54.2	59.0
	S.C.	46.5	44.6	36.7	36.5	28.1	48.0	47.0	39.0	38.5	29.6	49.5	49.3	41.2	40.5	31.1
	KW	4.8	4.8	4.8	4.7	4.7	4.8	4.8	4.8	4.7	4.7	4.7	4.8	4.8	4.7	4.7
115	T.C.	43.8	45.2	43.9	49.3	53.6	46.5	46.4	45.0	50.0	54.7	49.1	47.6	46.1	50.7	55.9
	S.C.	44.1	43.3	35.5	35.0	26.8	45.5	45.4	37.6	37.1	28.3	46.9	47.5	39.8	39.2	29.7
	KW	5.6	5.6	5.7	5.4	5.4	5.5	5.5	5.6	5.4	5.3	5.5	5.5	5.5	5.4	5.3
125	T.C.	41.3	42.2	40.8	46.0	50.2	42.9	43.5	41.9	46.6	51.5	44.5	44.9	42.9	47.2	52.7
	S.C.	41.8	41.9	34.3	33.5	25.5	43.1	43.8	36.3	35.7	26.9	44.4	45.6	38.3	37.8	28.3
	KW	6.4	6.4	6.5	6.1	6.0	6.3	6.3	6.4	6.1	6.0	6.2	6.2	6.3	6.1	6.0

NOTE: ALL CAPACITIES INCLUDE INDOOR FAN HEAT AT 1250 BTUH/1000 CFM.

Multipliers for determining the performance with other indoor sections.

NOTE: For dry bulb temperatures different than those listed (between 73-87 F), sensible capacity increases by 1060 BTUH per 1000 CFM per degree above the listed temperature and decreases by 1060 BTUH per 1000 CFM per degree below the listed temperature.

Air Handlers	Coils	T.C.	S.C.	KW
–	FC/MC/PC60	0.96	0.98	1.00
–	FC/MC62	1.00	1.00	1.00
–	HC60	0.96	0.98	1.00
AV/SV60	–	0.97	0.99	0.97
AHX60	–	1.00	0.97	0.96
F6FP060	–	1.00	0.97	0.92
MV20D	FC/MC60D	0.97	0.99	0.98
MA20D	FC/MC62D	1.00	1.00	1.00
MV20D	FC/MC62D	1.02	1.03	0.98
MV20D	FC64D	1.03	1.01	0.96

Furnaces	Coils	T.C.	S.C.	KW
T*(8,L)X*C16	FC/PC60C	0.97	0.95	0.95
T*(8,L)X*C20	FC/MC/PC60D	0.97	0.95	0.95
T*9X*C16	FC/PC60C	0.97	0.95	0.95
T*9X*C20	FC/PC60C	0.97	0.95	0.95
T*9X*D20	FC/MC/PC60D	0.97	0.95	0.96
T*(8,L)X*C20	FC/MC62D	0.99	0.97	0.95
T*(8,L)X*C16	FC64D	1.02	1.00	1.00
T*(8,L)X*C20	FC64D	1.03	1.03	0.99
T*9X*C16	FC64D	1.01	0.99	0.99
T*9X*C20	FC64D	1.02	1.00	0.98
T*9X*D20	FC64D	1.02	1.00	1.00
(L*9C/T*9V)*C20	FC/MC62D	0.98	0.96	0.98
(L*9C/T*9V)*D20	FC/MC62D	0.99	0.97	0.97
(L*9C/T*9V)*C16	FC64D	1.01	0.99	0.99
(L*9C/T*9V)*C20	FC64D	1.02	1.00	1.02
(L*9C/T*9V)*D20	FC64D	1.02	1.00	1.02
(L*9C/T*9V)*D20	HC60	0.94	0.94	0.97
(L*(8,L)C/T*8V)*C20	HD60	0.99	0.98	0.96
(L*9C/T*9V)*C20	HD60	1.00	0.98	0.98
(L*9C/T*9V)*D20	HD60	0.97	0.96	0.98

NOTES